



Bursa Malaysia Quality 50 Index

Forbes Asia
BEST UNDER A
BILLION
2025



INVESTOR PRESENTATION

April 2026

www.hibiscuspetroleum.com

DISCLAIMER

The purpose of this presentation is to provide general information about Hibiscus Petroleum Berhad (the "Company") to assist potential investors in making their own evaluation of the Company and does not purport to be all-inclusive or to contain all of the information that a prospective investor may desire. It is not the intention to provide, and you may not rely on this presentation as providing, a complete or comprehensive analysis of the condition (financial or other), earnings, business affairs, business prospects, properties or results of operations of the Company or its subsidiaries. Unless otherwise stated herein, the information in this presentation is based on the Company's own information and estimates.

Certain statements in the presentation are or may be "forward-looking statements" and represent the Company's intentions, projections, expectations or beliefs concerning, among other things, future operating results and various components thereof or the Company's future economic performance. These forward-looking statements speak, and the presentation generally speaks, only at the date hereof. The projections, estimates and beliefs contained in such forward-looking statements necessarily involve known and unknown risks and uncertainties which may cause the Company's actual performance and financial results in future periods to differ materially from any express or implied estimates or projections. No assurance can be given that future events will occur, that projections will be achieved, or that the Company's assumptions are correct. Actual results may differ materially from those forecast and projected. Past performance should not be taken as an indication or guarantee of future results, and no representation or warranty, express or implied, is made regarding future performance.

No representation or warranty, express or implied, is made by the Company that the material contained in this presentation will be achieved or prove to be correct. The information and opinions contained in this presentation have not been independently verified, and no representation or warranty, expressed or implied, is made as to, and no reliance should be placed on the fairness, accuracy, completeness or correctness of, the information or opinions contained herein. Except for statutory liability which cannot be excluded, each of the Company, its directors, its officers, employees and advisers expressly disclaims any responsibility for the accuracy, fairness, sufficiency or completeness of the materials contained in this presentation, or any opinions or beliefs contained in this document, and excludes all liability whatsoever (including in negligence) for any loss or damage or consequential loss howsoever caused or arising which may be suffered directly or indirectly by any person as a consequence of any information in this presentation or any error or omission there from.

All persons should seek appropriate professional advice in reviewing or considering the presentation and all other information with respect to the Company and evaluating the business, financial performance and operations of the Company. The presentation does not purport to be all-inclusive or to contain all of the information that may be required to evaluate all of the factors that would be relevant in determining whether to deal in the Company's securities, including but not limited to any person's objectives, financial situation or needs. Each person should make, and will be taken to have made, its own investigation, assessment and analysis of the information in this presentation and other matters that may be relevant to it considering whether to deal in the Company's securities. Any strategies mentioned herein may not be suitable for all investors. Investors and prospective investors are required to make their own independent investigation and appraisal of the business and financial condition of the Company and any tax, legal, accounting and economic considerations accordingly.

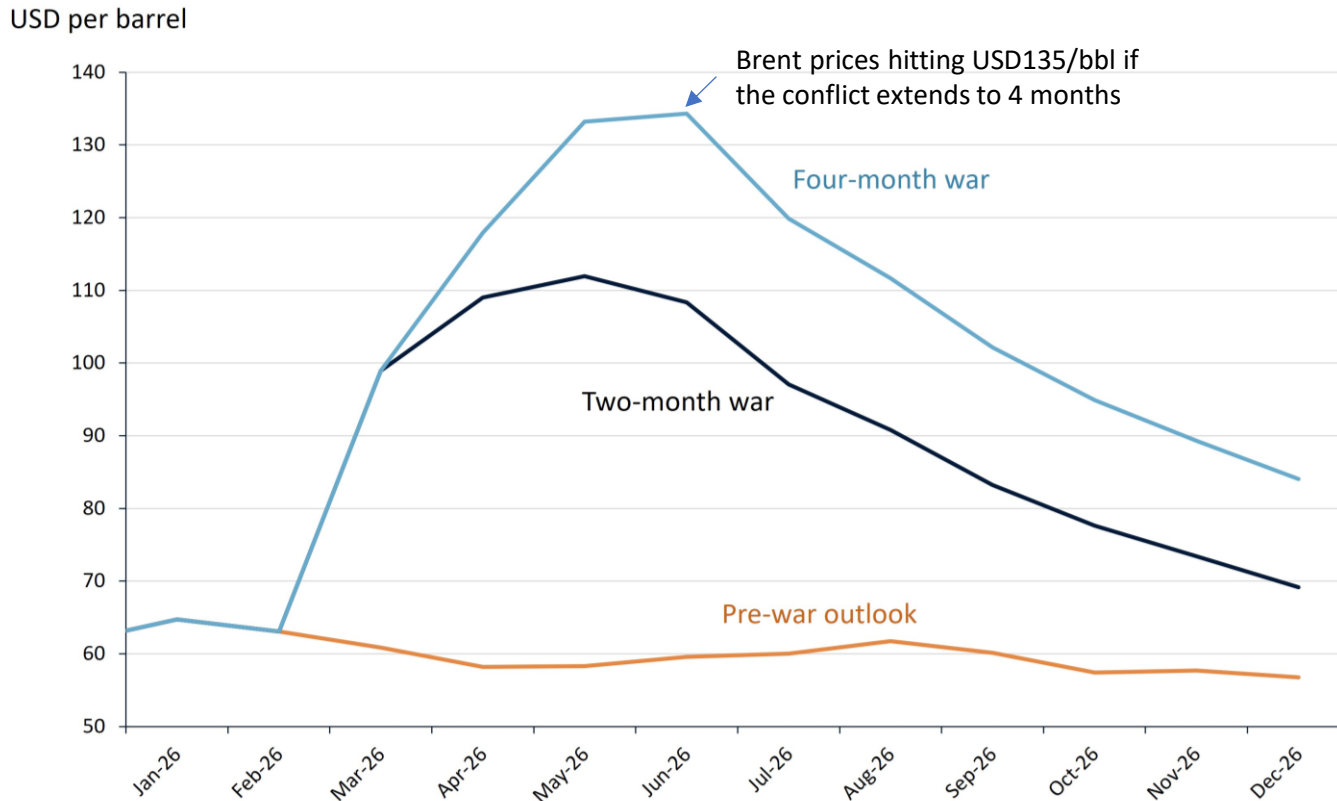
This presentation is not for distribution in, nor does it constitute an offer of securities for sale in, the United States, Canada, Japan, or in any jurisdiction where such distribution or offer is unlawful. Neither this presentation nor a copy of the presentation can be taken or transmitted into the United States, its territories or possessions, or distributed, directly or indirectly, in the United States, its territories or possessions or to any US person as defined in Regulation S under the US Securities Act 1933, as amended (the "Securities Act"). Any failure to comply with this restriction may constitute a violation of United States securities laws. The presentation and any oral statements made in connection with it are not an offer of securities for sale in the United States. The Company's shares have not and will not be registered under the Securities Act and may not be offered or sold in the United States or to or for the account or benefit of US persons (as such terms are defined in Regulation S under the Securities Act) except pursuant to an exemption from such registration. The distribution of the presentation in other jurisdictions may be restricted by law and persons into whose possession this document comes should inform themselves about and observe any such restrictions. Any failure to comply with these laws or restrictions may constitute a violation of applicable laws.

This presentation speaks as of the date hereof and is subject to change without notice. Neither the delivery of this presentation nor any further discussions of the Company with any of the recipients shall, under any circumstances, create any implication that there has been no change in the affairs of the Company since that date.

BRENT TO REMAIN ELEVATED IN 2026

Industry analysts/media reports predict elevating oil prices to sustain amid ongoing US-Iran tensions

Rystad Energy Brent price forecasts by conflict scenario



- **Strait of Hormuz closure:** 25% of seaborne oil trade (crude and products) and 20% of LNG passes through the straits
 - 85-89% and 83-90% respectively are destined for the Asian markets, representing ~60% and ~27% of Asia's oil and LNG imports respectively
- **Middle East shut-ins:** more than 10 million bbl/day taken offline by Gulf producers in March as conflict disrupts supply. Limited scope to quickly replace disrupted volumes in gas markets
 - Iraq oil production cut by 70%, Kuwait shutting in production due to crude storage reaching maximum capacity
- **Destruction of oil infrastructure:** will take a prolonged period to rebuild
 - Iran's oil and gas weapon: Attacks against energy infrastructure (including oil production facilities, refining and shipping) in Northern Iraq, Saudi Arabia, Kuwait, Qatar, Bahrain, and the UAE
 - ~75 energy assets damaged so far, with more than a third damaged extensively
 - Qatar LNG's Ras Laffan plant may take 3-5 years to repair damage
 - Israel's retaliatory attacks on Iranian oil infrastructure

RIISING GEOPOLITICAL RISKS RAISES NEW QUESTIONS FOR THE O&G SECTOR

It was talk of **USD100/bbl** oil until recently → Markets are now already whispering **USD200/bbl** scenarios

The concern was the closure of the **Strait of Hormuz** → Now shifting towards potential damage to oil and gas infrastructure across the region and closure of **Bab El-Mandeb**



2nd March
Straits of Hormuz effectively closed

Bab El-Mandeb: 18 mile wide waterway that leads to the Suez Canal and provides an alternative routing for oil from Saudi Arabia. The Bab El-Mandeb is controlled by the Houthis of Yemen. The Houthis are aligned with Iran

ONGOING MIDDLE EAST TURMOIL'S IMPACT TO HIBISCUS

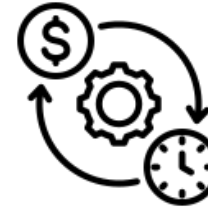
Hibiscus is well-positioned to capitalise on higher sustained oil prices

Increasing Production



- Focus on opportunities to:
 - Immediately increase gas production
 - Accelerate identified projects to increase oil production in late 2026 - 2027 if higher oil prices are sustained
- Defer non-critical maintenance/shutdowns

Maintaining Cost Discipline



- Capitalise on contracts which were executed under low oil prices
- Maintain low operational costs
- Protect margins in volatile price environments

Higher Premium To Brent



- Sale of Hibiscus' Malaysian crude oil at a premium to Brent:
 - Quality premium
 - Reliability premium during war

Brent at
USD65 - 70/bbl

Brent at
USD90 - 100/bbl

Normal period

USD3 ↔ USD7

During the Russia-Ukraine war in 2022

USD12 ↔ USD18



HIBISCUS TODAY



DIVERSIFIED ASSET BASE WITH BALANCED O&G EXPOSURE

Assets in well-established regions; production with development upside; oil and gas balance

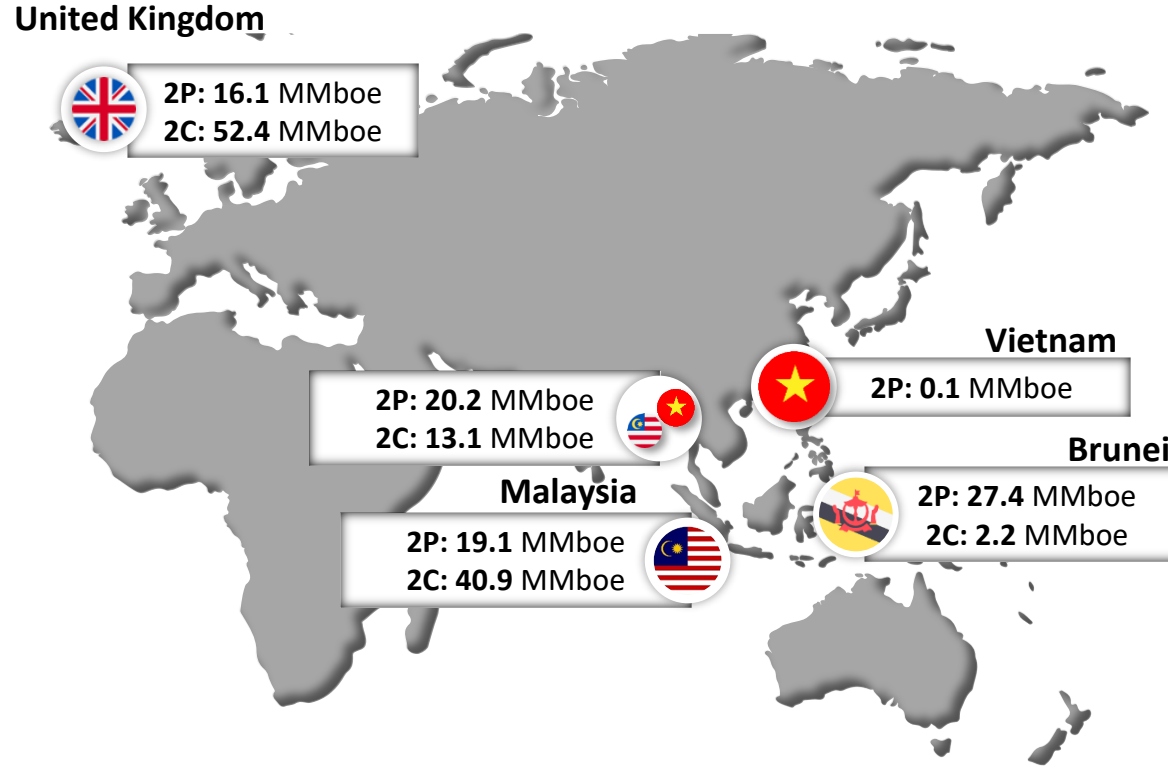
5 <i>Producing assets</i>	5 <i>Development opportunities</i>
-------------------------------------	--

97%
Operated Production

26,462 boe/day
Net production rate¹

Balanced Production Portfolio

51% Oil : 49% Gas



~81%
of 2P reserves located in Southeast Asia

~93%
Southeast Asia Production Contribution

83
MMboe Net 2P Reserves

109
MMboe Net 2C Resources

~15 Years of Reserves & Resources Life*

¹ Figure for FY2025

*assuming 50% of 2C Resources are developed 7

GROWING DIVIDEND, GROWING RETURNS

Prioritising Returns To Shareholders

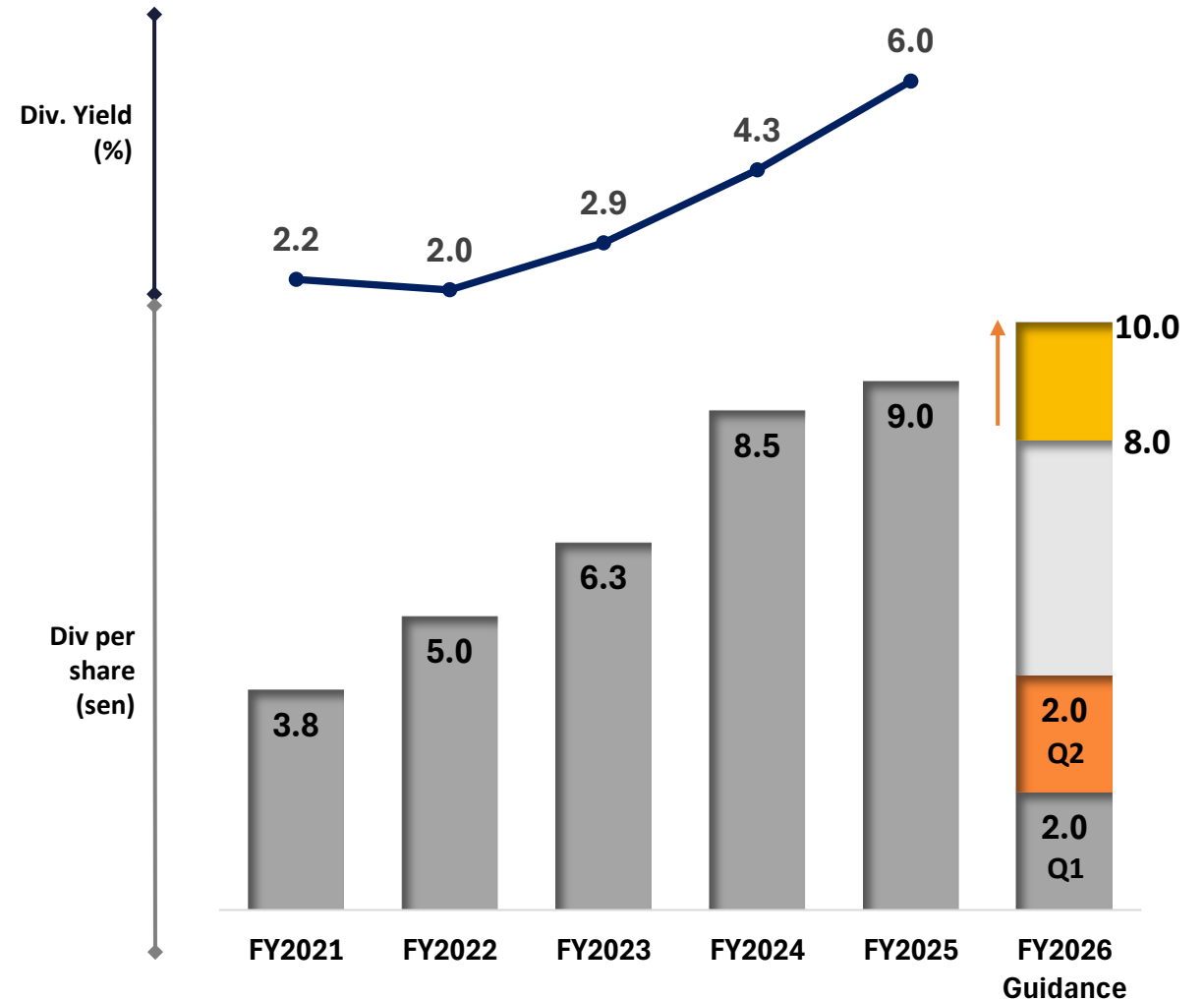
Current dividend practice

- At the start, the minimum dividend guidance for the FY is disclosed
- Dividends are declared and paid on a quarterly basis

Exceeded minimum dividend guidance in FY2024 and FY2025

FY2024 Guidance	7.5 sen/share
FY2024 Actual	8.5 sen/share (USD83.9/bbl)
FY2025 Guidance	8.0 sen/share (USD70/bbl to USD80/bbl) 10.0 sen/share (>USD80/bbl)
FY2025 Actual	9.0 sen/share (USD73.5/bbl)
FY2026 Guidance	8.0 sen/share (USD65/bbl to USD75/bbl) 10.0 sen/share (>USD75/bbl)
1H FY2026 Actual	4.0 sen/share (USD65.5/bbl)

Increasing Dividend Trend



SHAREHOLDING STRUCTURE

A truly public, Shariah-compliant company with actively traded stock

Actively Traded Counter¹

RM1.60_b

Market cap

737.4_m

Total shares

74%

Free float

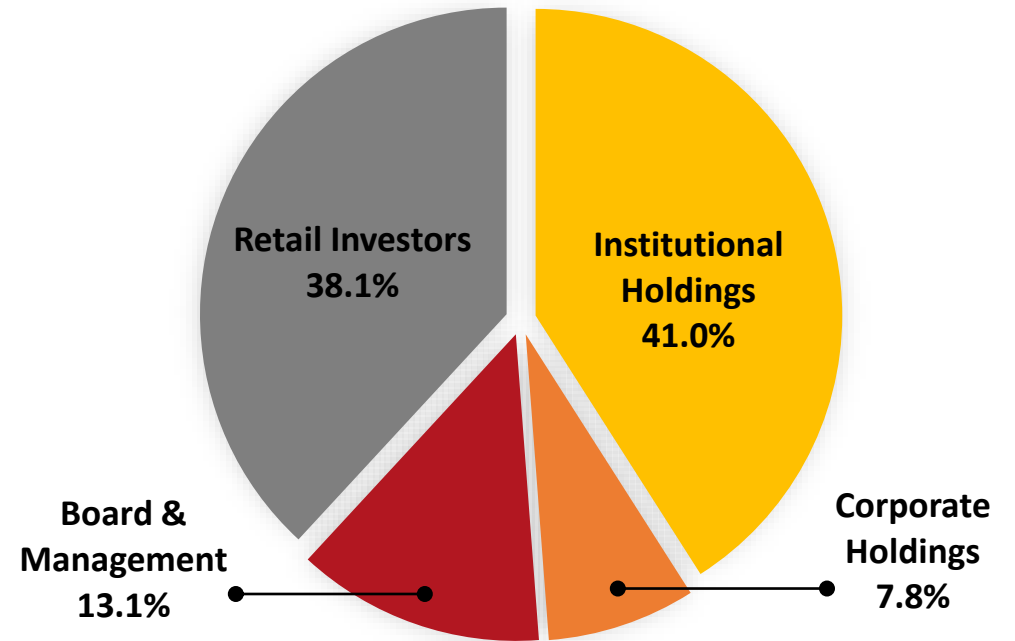
30.4_m

March 2026 average daily traded volume

A constituent of local indices

- FTSE4Good Bursa Malaysia Index
- FTSE4Good Bursa Malaysia Shariah Index
- Bursa Malaysia Quality (BMQ) 50 Index
 - BMQ 50 Shariah Index

Broad-based Ownership²



Top Institutional Shareholders

Polo	UBS	EPF
Great Eastern	Vanguard	Fidelity

LEADERSHIP TEAM

Board of Directors



Zainul Rahim bin Mohd Zain
Non-Independent Non-Executive Chairman




Dato' Dr Kenneth Gerard Pereira
Managing Director



Dato' Sri Roushan Arumugam
Non-Independent Non-Executive Director



Thomas Michael Taylor
Senior Independent Non-Executive Director



Dato' Dr Zaha Rina binti Zahari
Independent Non-Executive Director



Emeliana Dallan Rice-Oxley
Independent Non-Executive Director



Zaidah binti Ibrahim
Independent Non-Executive Director

A combined ~180 years of experience in the O&G industry along with seasoned experts in various corporate functions

Senior Management



Yip Chee Yeong
Chief Financial Officer



Dr Pascal Hos
Country Head, Malaysia & Vietnam



Joyce Vasudevan
SVP Corporate Finance



Deepak Thakur
SVP Economics and Business Planning



Lai Wai Peng
SVP International Assets



Chong Chee Seong
VP Strategic Ventures



Mohammed Farroukh Abdul Aziz
Country Chair, Brunei and VP, Institutional Relations



Justin Chow
Group General Counsel



Stewart McMickle
VP New Ventures



Syarifah Aliza Syed Azauddin
VP Corporate Governance and Sustainability Reporting



Noor Ashiah Yang
VP Group Human Capital



Dr Ambrose Gerard Corray
VP InfoTech and Digitalisation



Lily Ling
VP Corporate Development

A combined ~200 years of experience in the O&G industry with a strong track record in the upstream business



OUR ASSETS



ON TRACK TO HIT 35,000 BOE/DAY IN 2026

Increasing production through 3 key projects



Status Updates

- Completed drilling with subsea installation expected to commence in April 2026
- First oil expected in mid-CY2026
- No tax expected to be paid in FY2026, due to available capital allowances generated from its capital expenditure investments

- To increase the MLJ Field production with a new technology compressor
- Scheduled to be operational in Q2 2026

- Drilled a total of 10 wells (5 oil producers & 5 water injectors)
- Refurbished topside installed
- Water injection facility to be delivered in CY2026

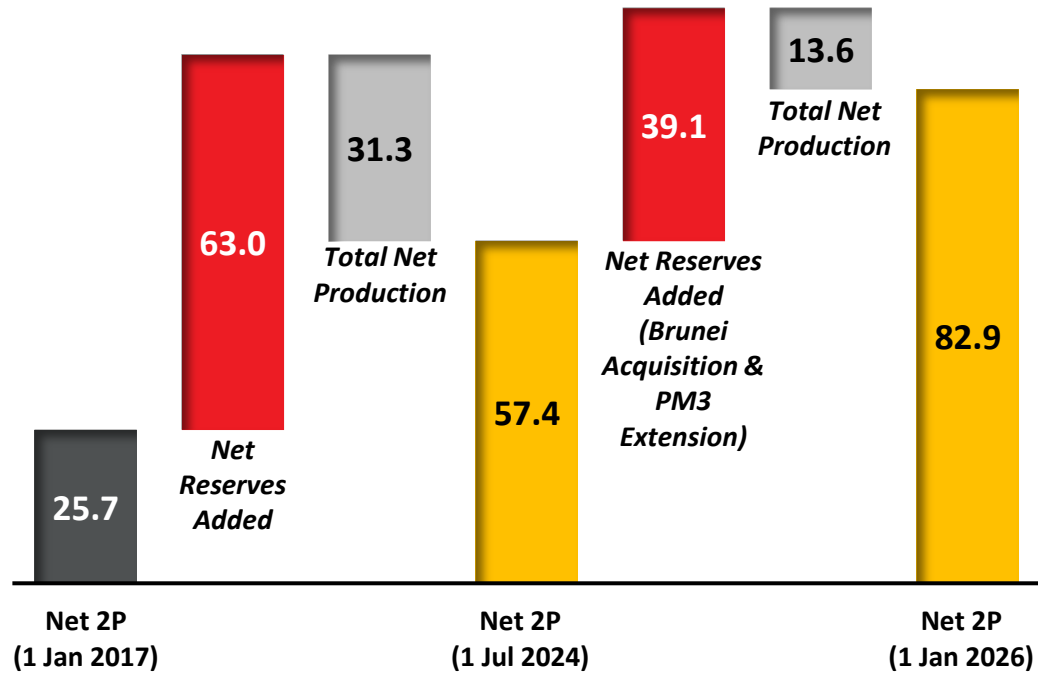
ASSET REPLENISHMENT RECORD

Successful reserves replacement, strong IRRs, & short payback periods

Asset Replenishment Record (MMboe)

Reserves Replacement Ratio 2017 - 2024:
201%

Reserves Replacement Ratio 2024 - 2025:
288%



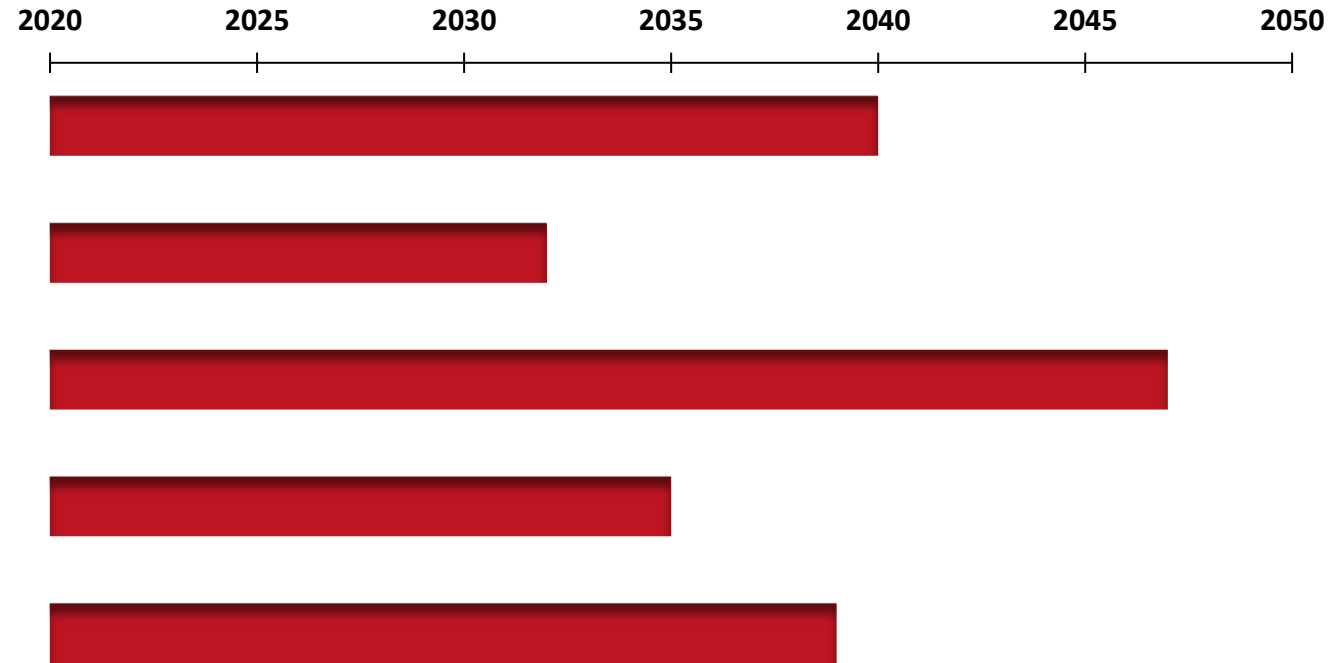
	Anasuria Cluster	North Sabah	Peninsula Hibiscus
Internal Rate of Return (IRR)	689% (vs. 36% at SPA) ¹	298% (vs. 15% at SPA) ²	100% (vs. 46% at SPA) ¹
Payback Period	< 1 year	< 1 year	3 years
License Tenure	2035	2040	Kinabalu PSC: 2032 PM3 CAA PSC: 2047 Block 46 Cai Nuoc PSC: 2027

IRR and payback period are computed based on Brent Futures as of 4 August 2025.
2025: USD71/bbl, 2026: USD67/bbl, 2027: USD66/bbl, 2028: USD66/bbl

PRODUCING ASSET LICENCE TENURES

Current reserves and resources to last up until 2047

Name of Asset	Country	2P Oil (MMbbl)	2P Gas (MMboe)
North Sabah PSC	Malaysia	13.7	-
Kinabalu PSC	Malaysia	5.4	-
PM3 CAA PSC	Malaysia-Vietnam CAA	6.3	13.9
Anasuria Cluster (including Teal West)	United Kingdom	9.3	1.0
Block B MLJ	Brunei	3.4	24.0



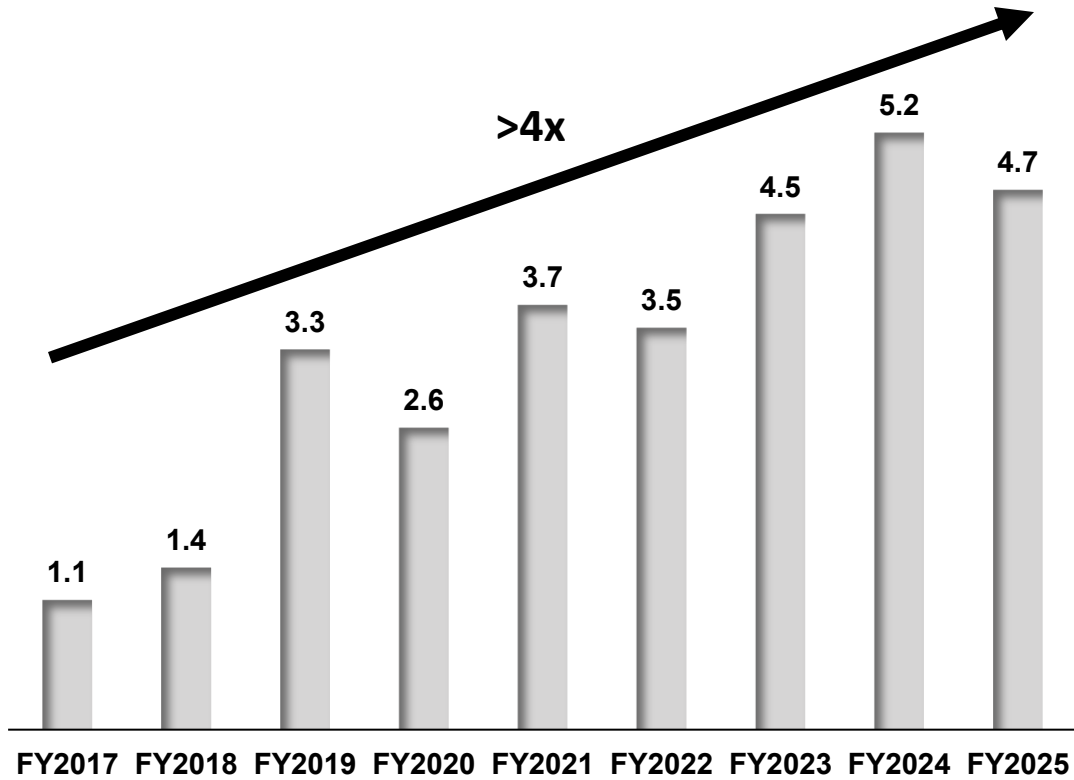
As of 1 January 2026

OPERATIONAL METRICS

Production and sales have risen through a series of strategic acquisitions

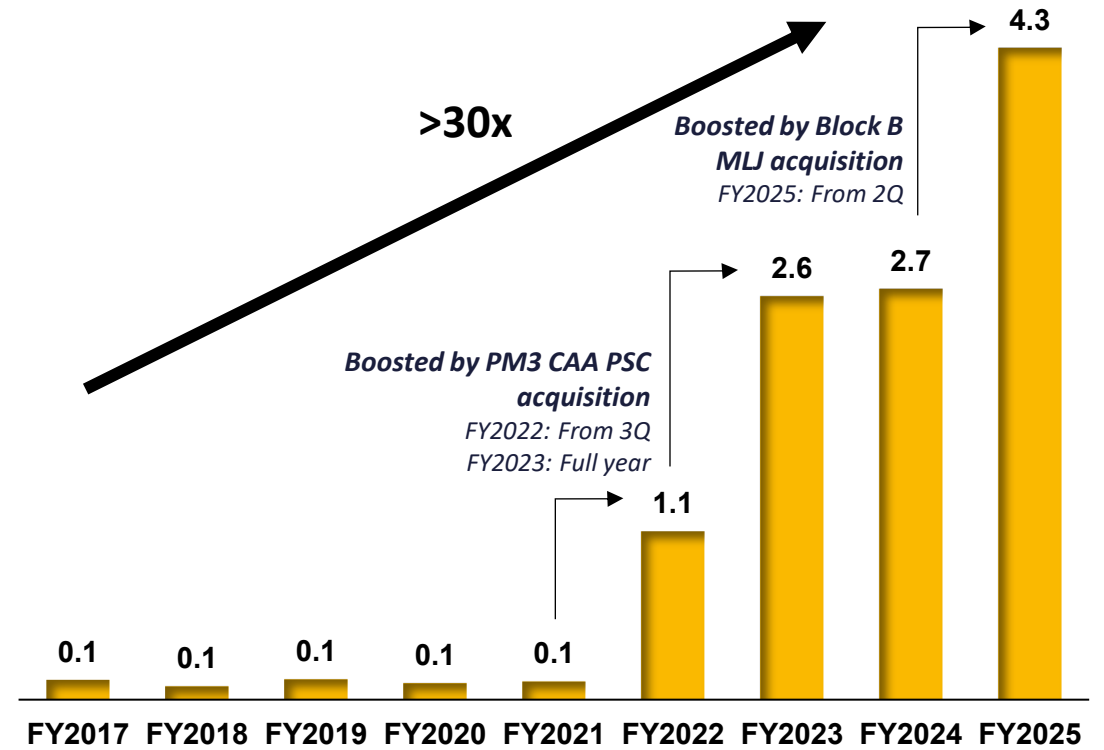
Net Oil Sales (MMbbl)

Steady growth in net oil and condensate sales driven by strategic acquisitions and targeted exploration activities

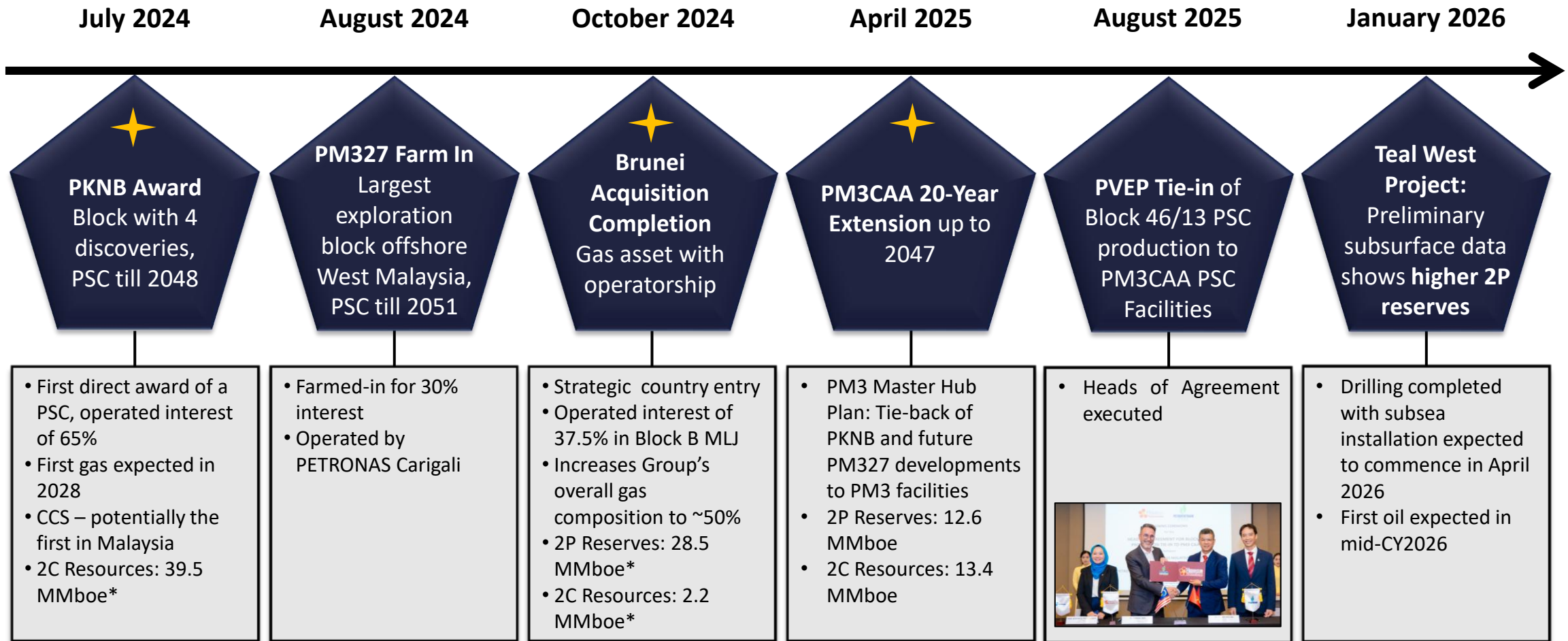


Net Gas Sold (MMboe)

Strong uptick in gas sales post acquisition of PM3 CAA PSC in January 2022 and Block B MLJ in October 2024



BUILDING GROWTH MOMENTUM



★ ~40 MMboe of 2P Reserves (+70%) and ~55 MMboe 2C Resources added (+93%) ➔ +7 years of Reserves and Resources life

*As at 1 July 2025

MPM's 2024 Turnaround Campaign

- PM3 CAA
- Sabah
- Special Award (Best Small-Scale Turnaround) – PM3 CAA (For PAC)



PETRONAS Emerald Awards

- Gold Award – Talent Development Excellence
- Silver Award – Exploration Excellence
- Bronze Award – Wells Excellence



Royal Society for the Prevention of Accidents (ROSPA)

- Gold Award – CY2025 health and safety performance of the Anasuria FPSO facility (26th consecutive annual award)
- Patron's Award (for 26 consecutive Gold Awards)



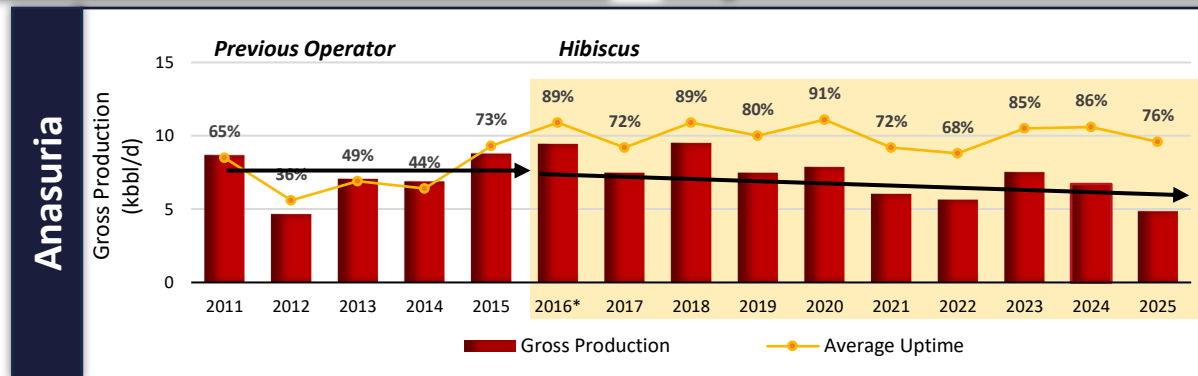
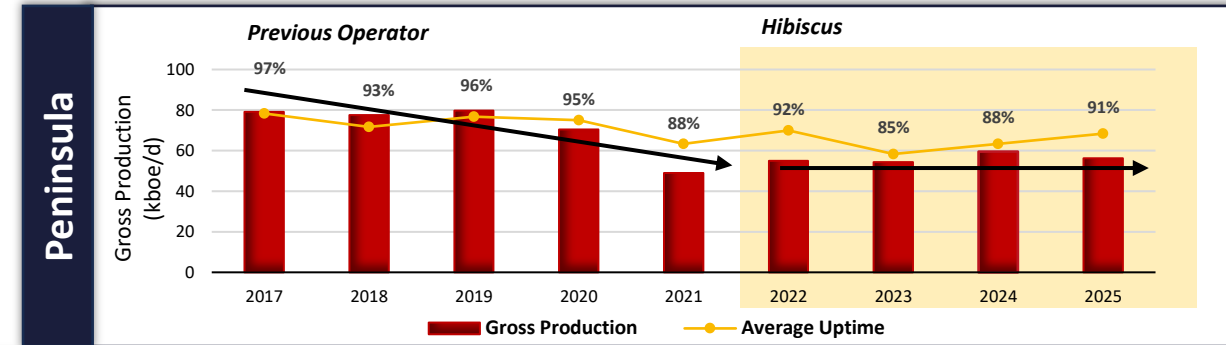
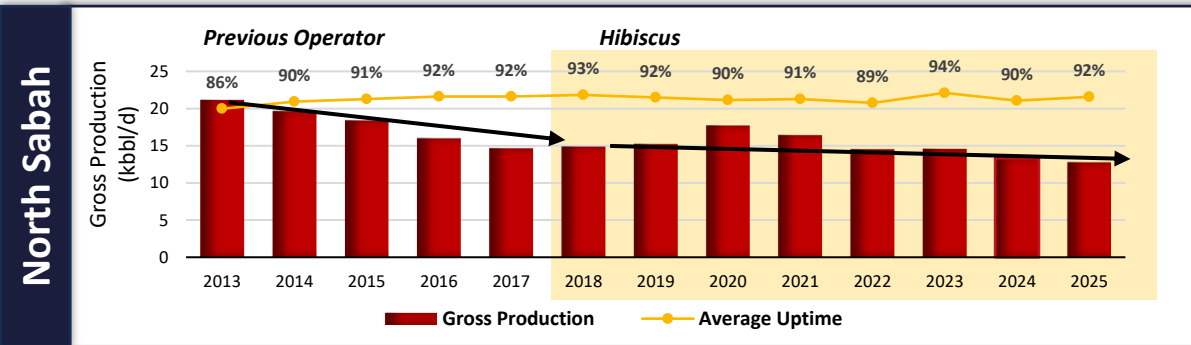
Prime Minister's Hibiscus Award

Exceptional Achievement
in Environmental Performance



OPERATIONAL EXCELLENCE

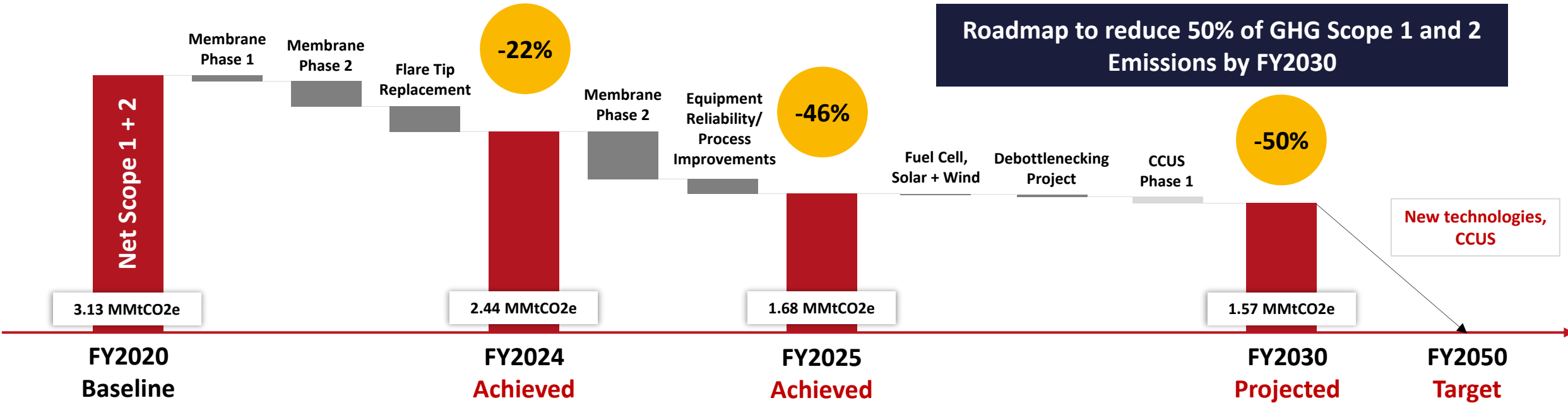
Track record in increasing uptime and enhancing production of assets



- Numerous prestigious awards for safe operations in Malaysia and the UK
- NBO-H4 development. Drilled 5 producers and 5 water injectors in a reservoir to increase gross production by 4,000 barrels per day in PM3 CAA
- Longest Well Drilled in Malaysia. Completed the drilling of a 7km well (BOC-29) in March 2023 – the longest in Malaysia. Broke the record again in July 2024 with the BOC-28 well
- Strategic discoveries in Bunga Aster (biggest oil discovery in PM3) and Bunga Lavatera. Significantly expanded reserves

TRANSITIONING TOWARDS NET ZERO 2050

Roadmap to reduce 50% of GHG Scope 1 and 2 Emissions by FY2030



- ❑ **Malaysia and Vietnam** : emissions reduction being addressed in PM3-CAA area, North Sabah and Kinabalu
 - Completed Advanced Membrane Phase 2 at PM3CAA resulting in material methane reduction
 - Installed hybrid solar PV and wind turbine systems as alternative power supply offshore in North Sabah
 - OGMP 2.0 Level 4 achieved and plan to reach Level 5 in 2026 for material sources
 - Participated in Boston Consulting Group’s Global Oil and Gas Decarbonisation Benchmark Survey
 - Ongoing Zero Routine Flaring (ZRF) and Zero Routine Venting (ZRV) studies

- ❑ **Anasuria**
 - Developed Emissions Reduction Action Plan (ERAP) with bi-annual updates
 - Introduced Stepwise monitoring technology, enabling real-time measurement of emissions

* OGMP = Oil & Gas Methane Partnership



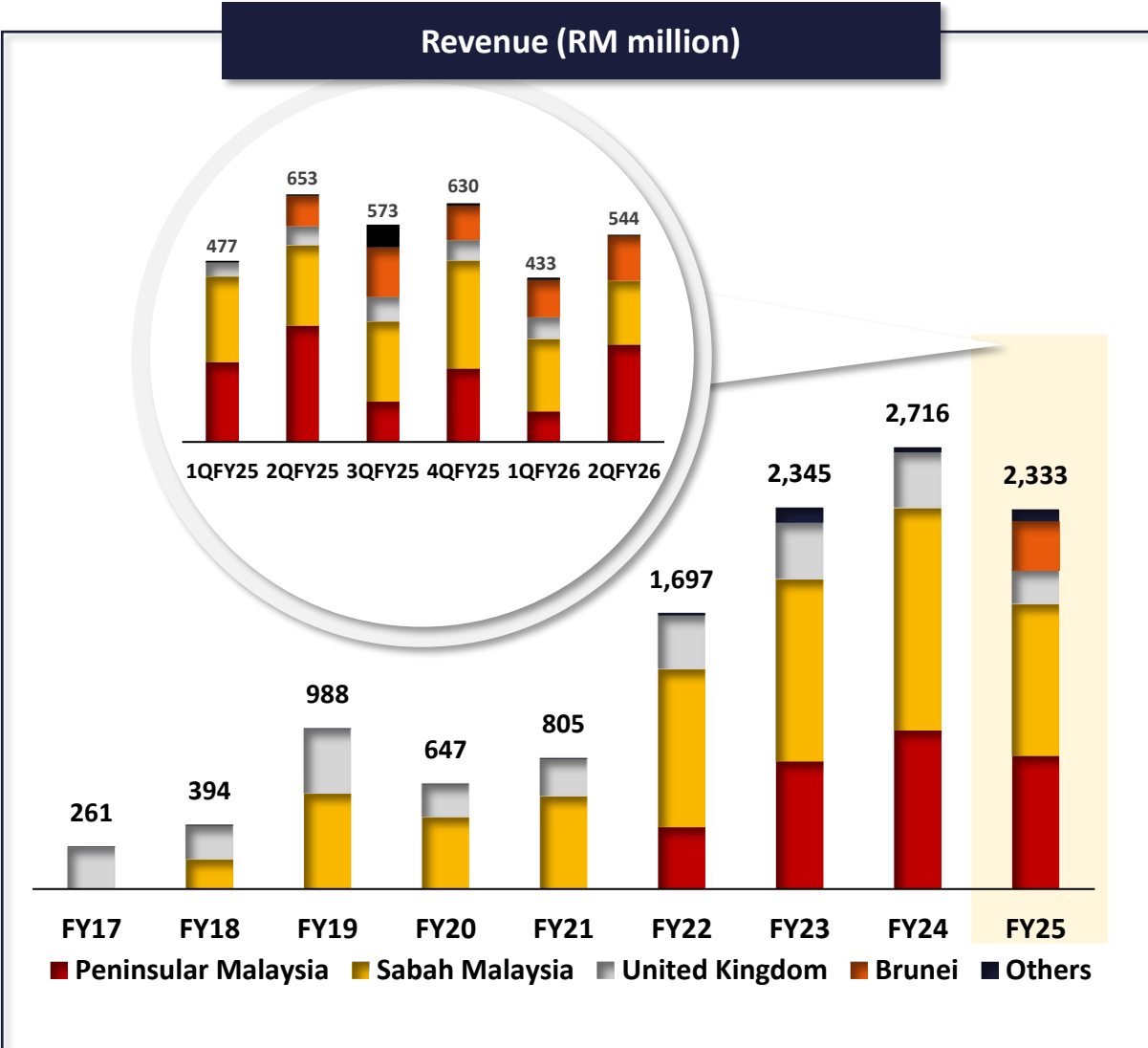
FINANCIAL HIGHLIGHTS



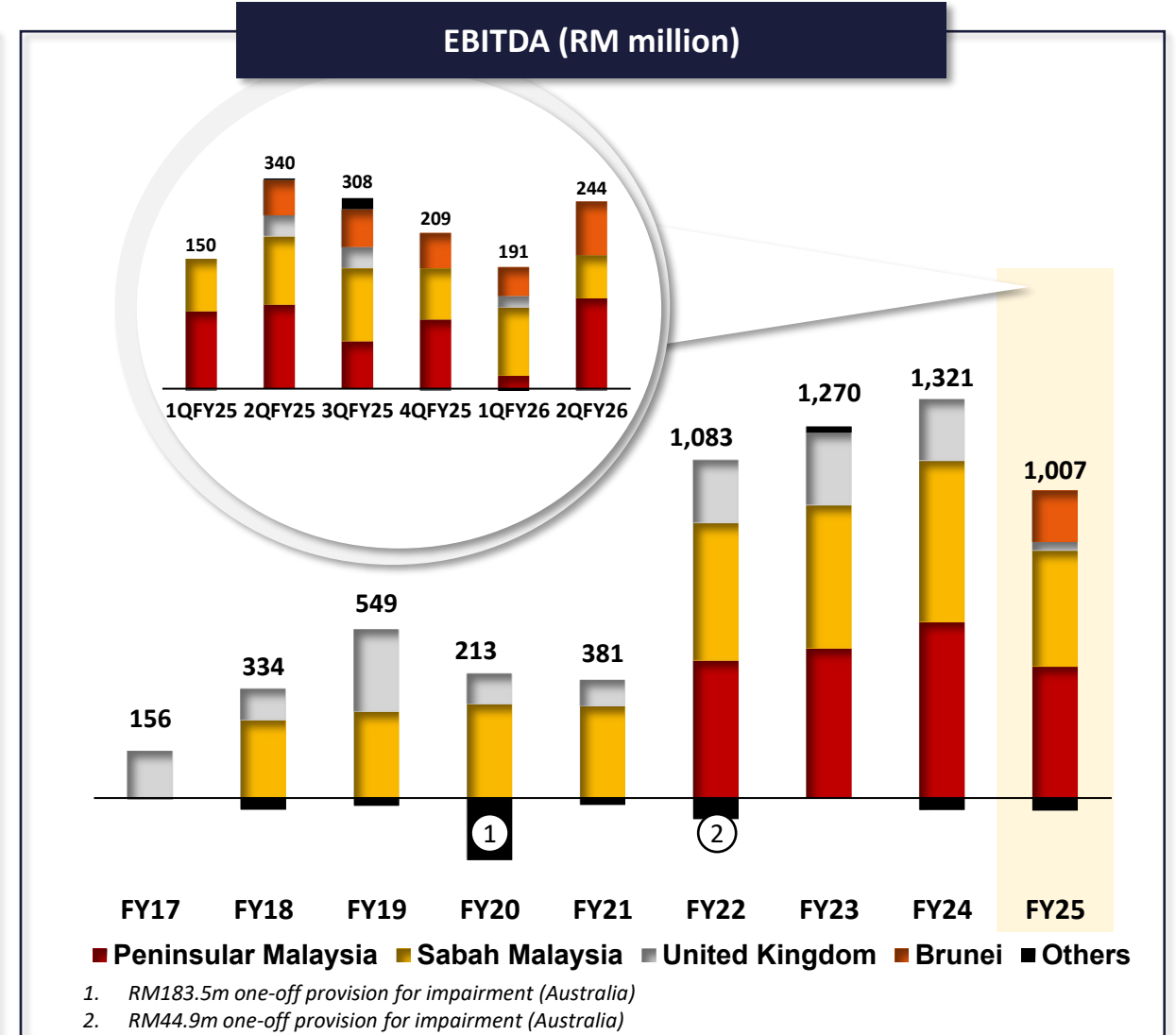
P&L HIGHLIGHTS

Revenue > RM2 bil since FY23, EBITDA > RM1 bil since FY22

Revenue (RM million)



EBITDA (RM million)



1. RM183.5m one-off provision for impairment (Australia)
 2. RM44.9m one-off provision for impairment (Australia)

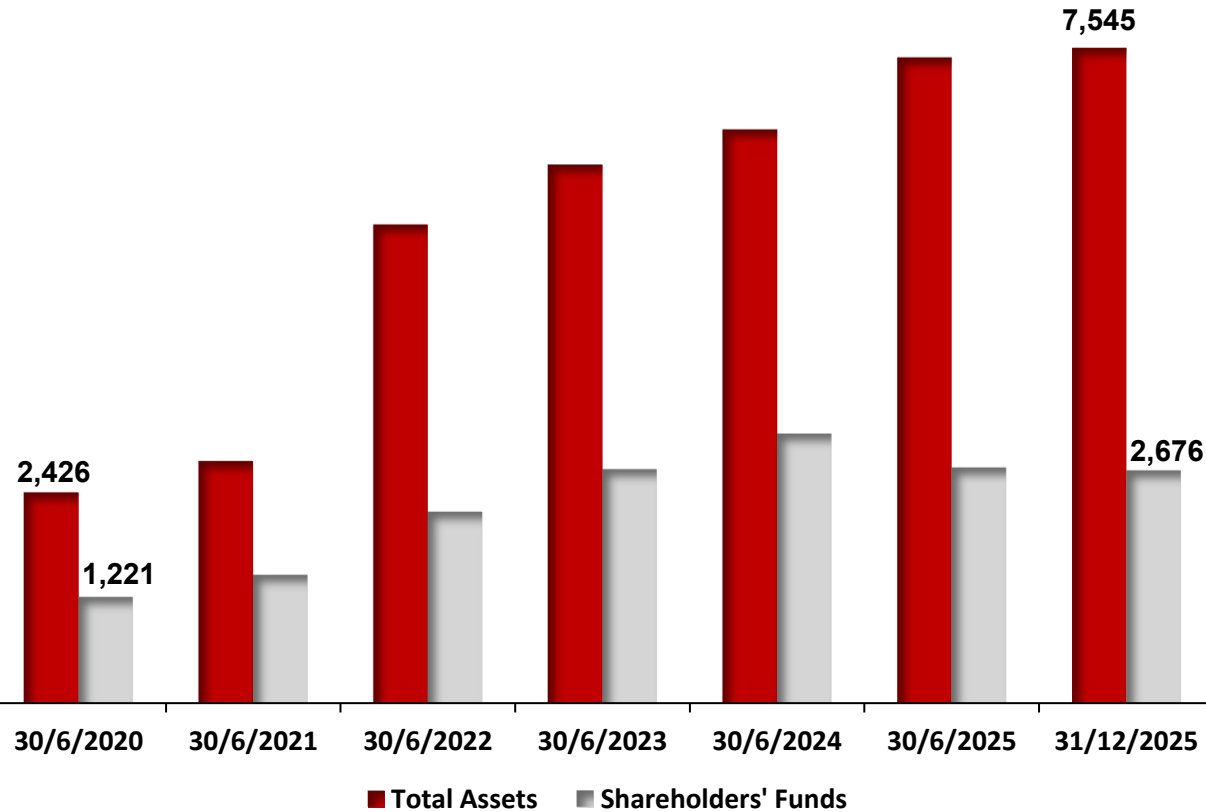
* Others: Vietnam & Australia segments, Investment holding and Group activities

BALANCE SHEET OVERVIEW

Robust balance sheet on the back of growing unrestricted cash balance and total assets

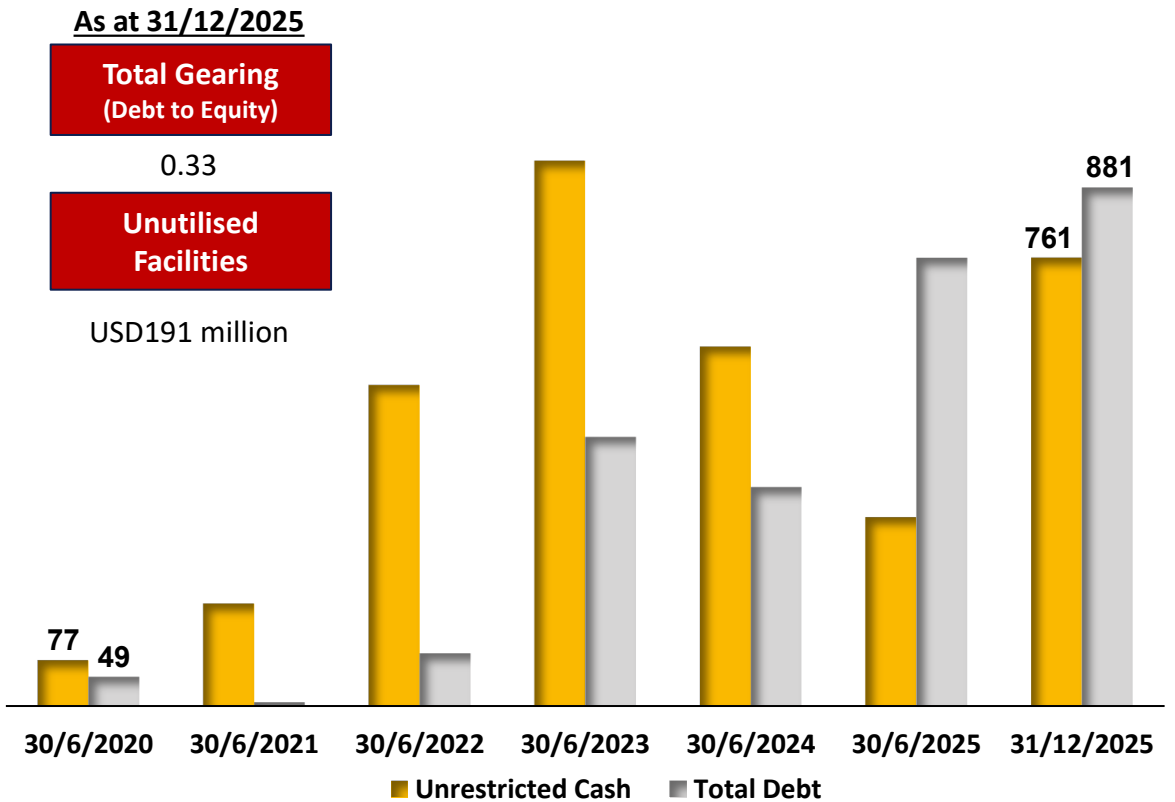
Total Assets and Shareholders' Funds (RM million)

Total Assets and Shareholders' Funds expanded on the back of sustainable retained earnings



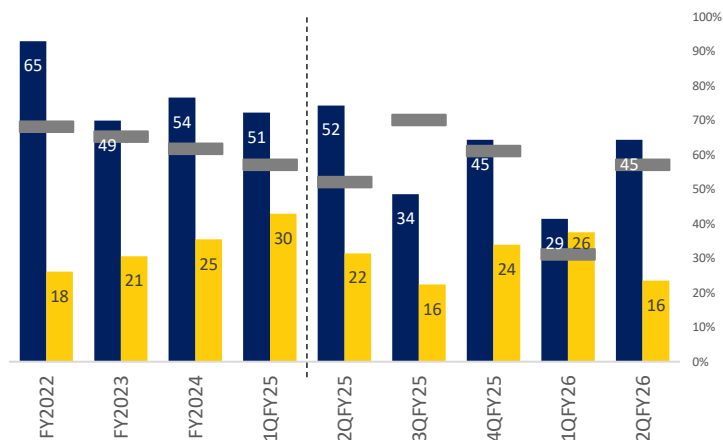
Unrestricted Cash and Total Debt (RM million)

Healthy cash position to support CAPEX needs and leverage on debt to finance strategic acquisitions and exploration activities

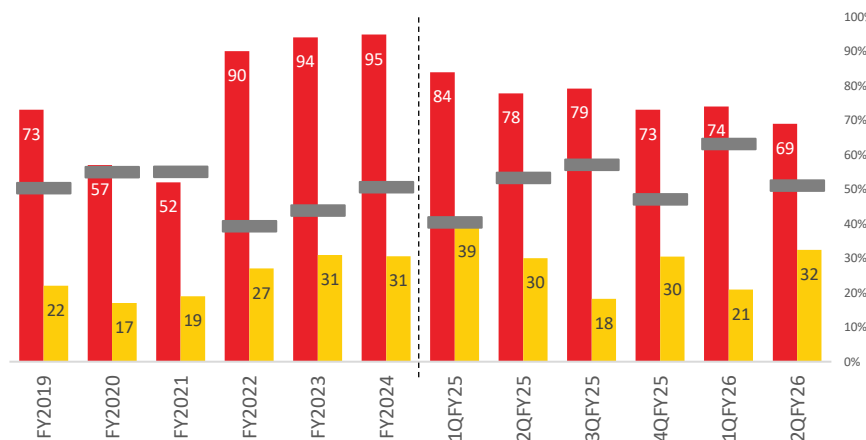


MAINTAINING STRONG EBITDA MARGINS

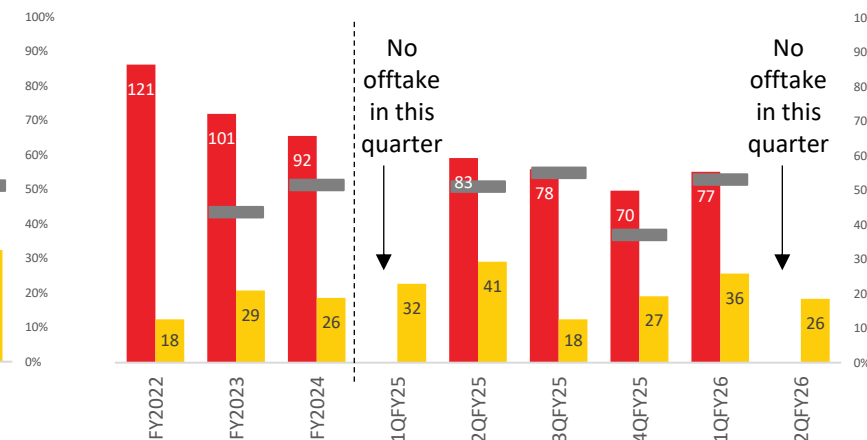
PM3 CAA



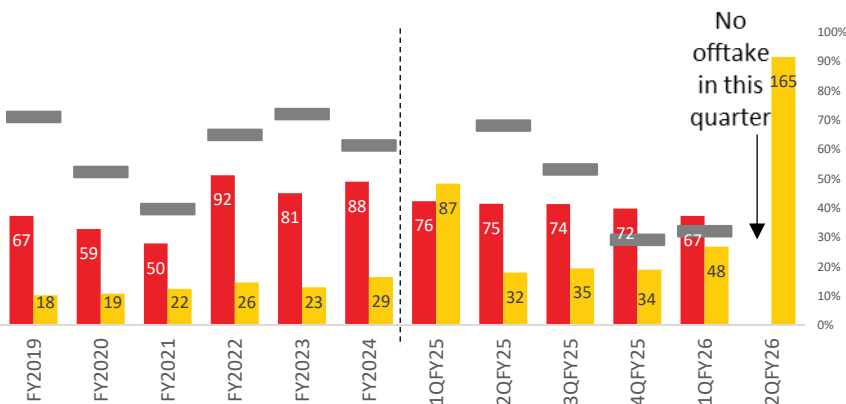
NORTH SABAH



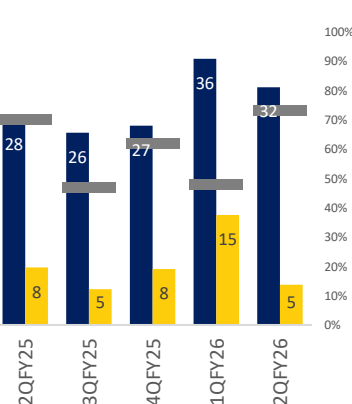
KINABALU



ANASURIA



BLOCK B MLJ



1. North Sabah's EBITDA margin in FY2024 and 4Q FY2025 excludes the net write-off of well exploration costs amounting to RM82.6 million and RM42.1 million respectively
2. Kinabalu's EBITDA margin in FY2024 excludes provision for impairment of RM61.0 million
3. Anasuria reported an LBITDA in 1Q FY2025. Anasuria's EBITDA margin in 4Q FY2025 excludes provision for impairment of RM39.6 million
4. Net OPEX per boe is computed as follows:

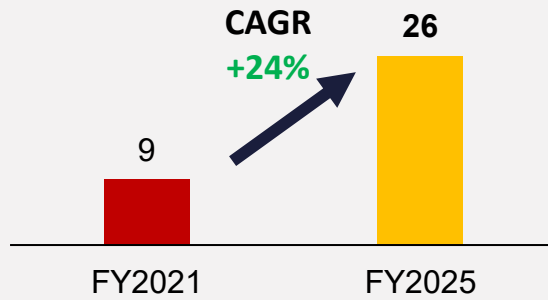
$$\frac{\text{Net production} + \text{net development OPEX (based on working interest)}}{\text{Net oil, condensate and gas production (based on net entitlement)}}$$
5. PM3 CAA's average realised oil, condensate and gas price is the weighted average realised price of both oil and condensate offtakes and gas sales in the respective financial quarter. The Anasuria Cluster's average realised oil price does not include gas prices as gas production in the Anasuria Cluster is not material

■ Average realised oil, condensate and gas price (USD/boe)
 ■ Average realised oil price (USD/bbl)
 ■ Net OPEX per boe (USD/boe)
 — EBITDA margin(%)

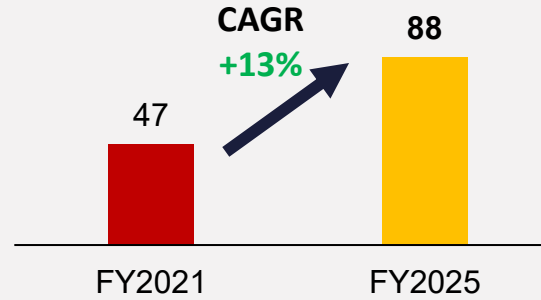
STRONG PAST 5-YEAR GROWTH

Exceeding 20% CAGR in production, operating cashflows and EBITDA over five years

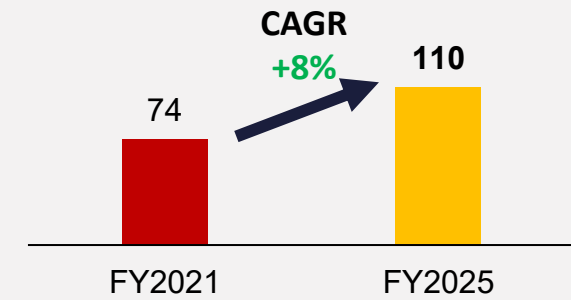
Daily Production (kboe/d)



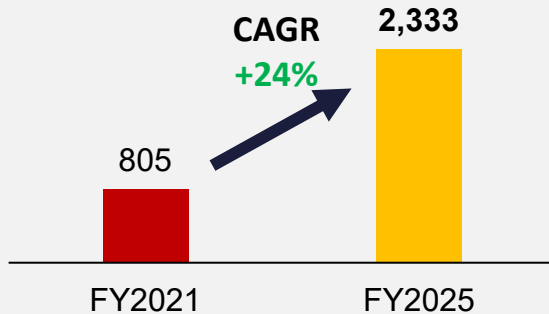
2P Reserves (MMboe)



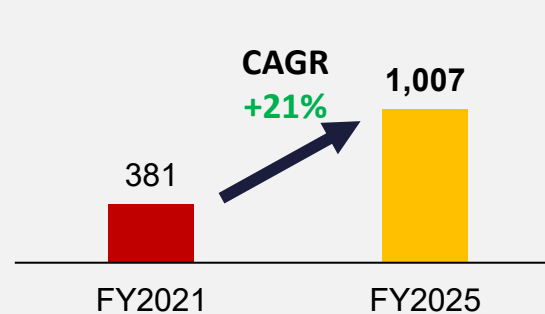
2C Resources (MMboe)



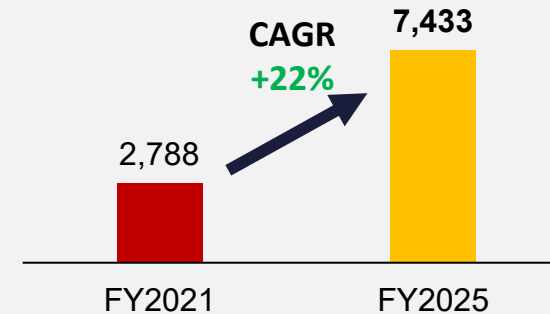
Revenue (RM m)



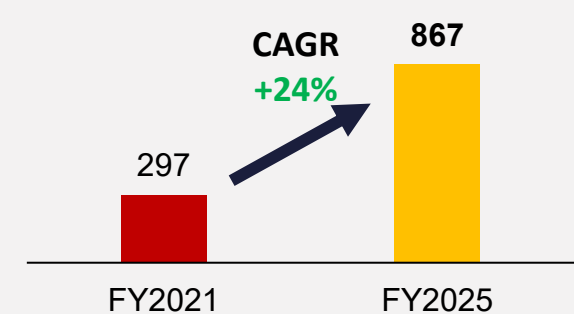
EBITDA (RM m)



Total Assets (RM m)



Operating Cashflows (RM m)





GROWTH PLAN



POTENTIAL TIMELY ENTRY OF STRATEGIC INVESTORS

Ongoing discussions with reputable parties to further capitalise on current bullish O&G market

OBJECTIVES

Access To Potential Asset Opportunities

Availability of high-quality assets

Access To Funding

Ability to pursue larger-scale opportunities

PLATFORM FOR RE-RATING



CLEAR PATHWAY FOR GROWTH

*Speed and certainty in achieving 2030 Mission
Enhanced access to capital & assets*



OPTIMISE CAPITAL STRUCTURE

Larger equity base supports transformative growth



ISSUANCE AT A PREMIUM

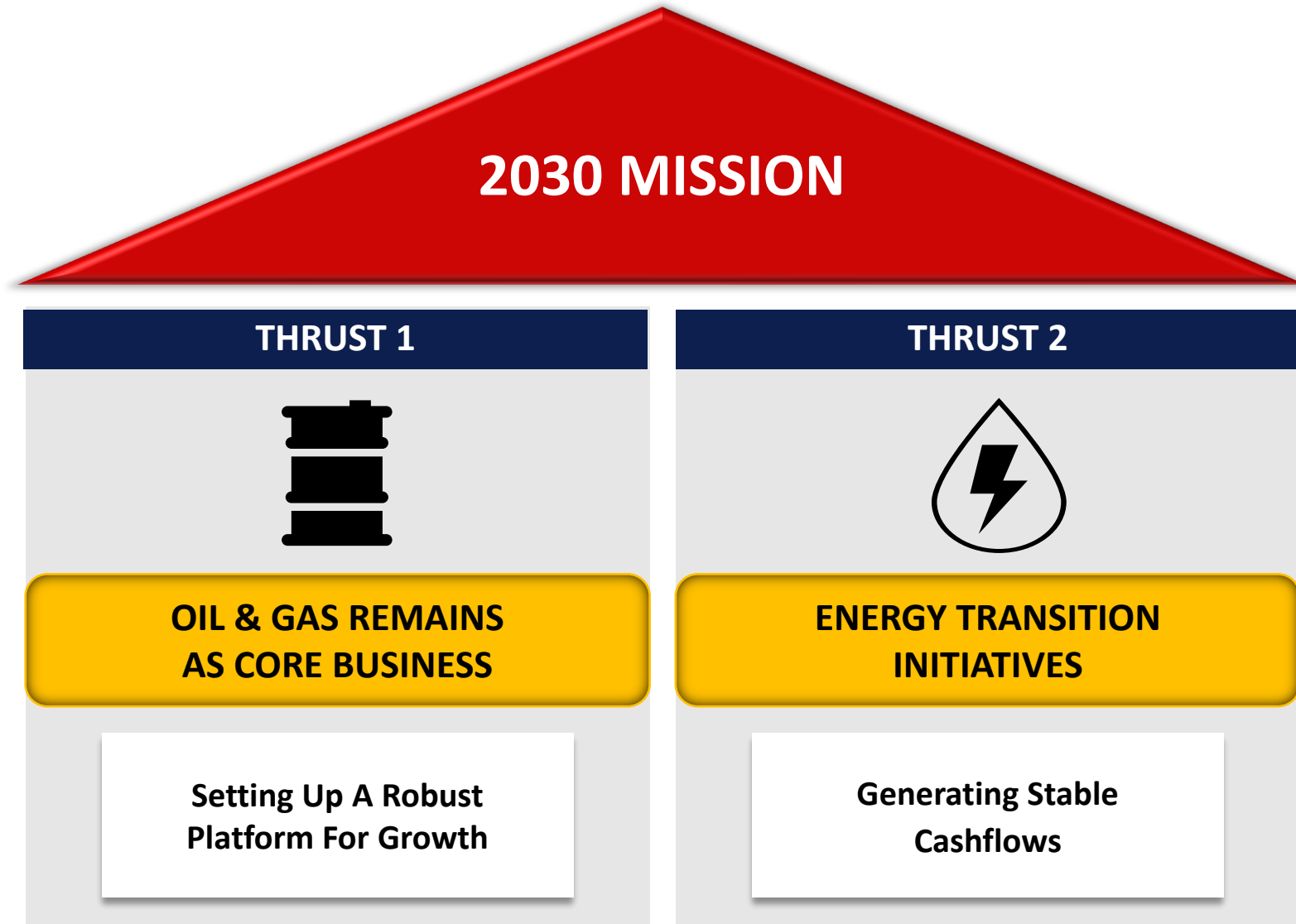
Reduces dilution for existing shareholders



STRATEGIC LONG-TERM SHAREHOLDERS

*Hibiscus as a platform to grow their investment
Strengthens shareholder register and reduces free float*

Note : There is no assurance or certainty that these discussions will result in a successful outcome with any of the parties. Non-disclosure agreements have been signed with the relevant parties, and accordingly, the identities of the parties are not able to be disclosed at this stage. Further announcements will be made in the event of any material developments.



THRUST 1: SETTING UP A ROBUST PLATFORM FOR GROWTH

2026 Mission: On Track

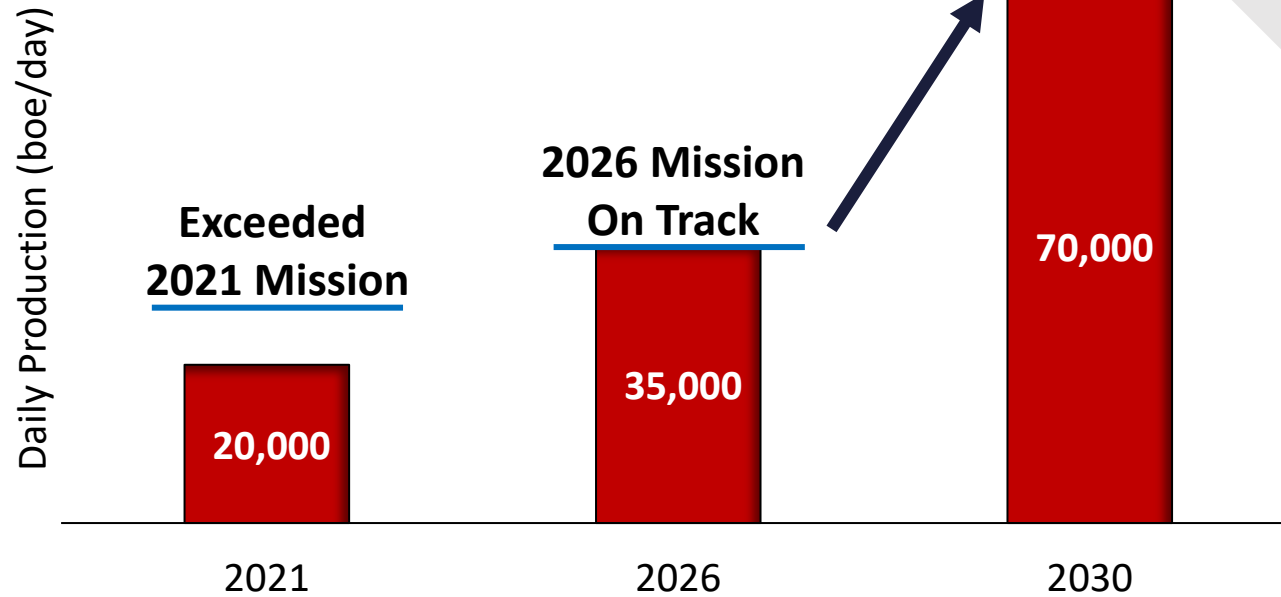
- Daily production of 35,000 boe/day
- 2P reserves of 100 MMboe

- SF30 Waterflood Phase 2 (Malaysia)
- Block B MLJ Asset LPC Project (Brunei)
- Teal West Development (UK)
- PKNB FDP Approval – 2C to 2P Reclassification

2030 Mission

- Daily production of 70,000 boe/day
- 2P reserves of 150 MMboe

- Malaysia and Brunei as growth hubs
- Leveraging on the PM3 Master Hub Plan
 - PM3 Production, PKNB Development, PM327 Exploration
- Capitalising on recent Brunei entry
 - Opportunities within the block, participation in future licence bid rounds, and potential acquisition opportunities
- Operatorship as critical part of our strategy



Robust Platform for Growth

1
Balanced and Diversified
Asset Portfolio

2
Strong, Strategic and
Operational Track Record

3
Partnerships with
National Oil Companies

4
Financial Strength

5
Proven M&A
Capability

MALAYSIA GROWTH PLAN

PM3 CAA 20-year extension – a key enabler of the PM3 Master Hub Plan

PKNB Cluster PSC (Development)

4 Discovered Gas Fields

Substantial gas resources with tie-back opportunities to existing PM3 CAA infrastructure

2 Development Phases

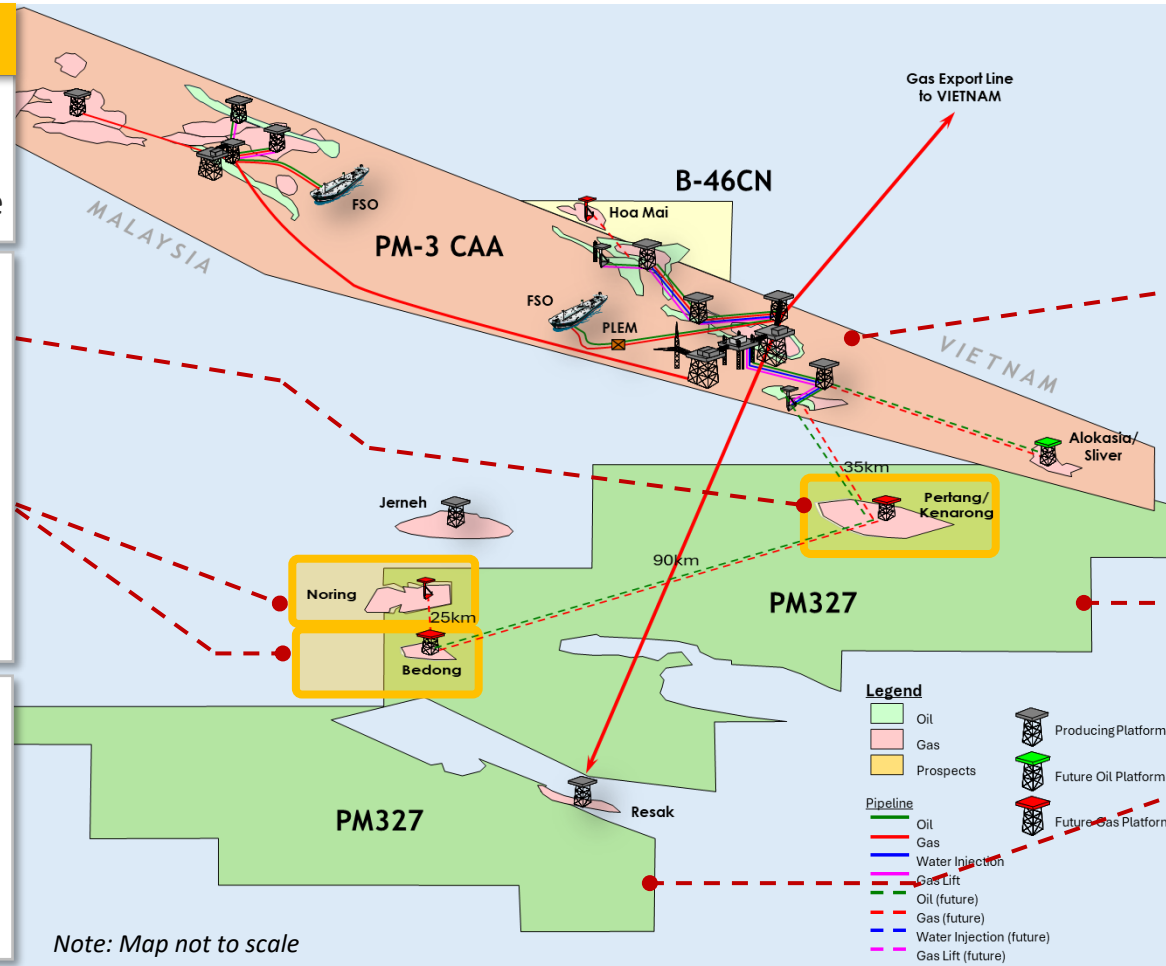
- Phase 1: Pertang & Kenarong (PK) fields

FID & FDP
2026

First Gas
2028

After FID, 2C Resources associated with the fields to be reclassified as 2P Reserves

- Phase 2: Noring & Bedong (NB) fields Cashflow from PK to assist in the funding of NB fields



Note: Map not to scale

PM3 CAA (Production)

Operated interest	Platforms
35%	14

PSC extended to	FSOs
2047	2

Partners:

PM327 PSC (Exploration)

Largest exploration block offshore West Malaysia

Participating interest	PSC expiry year
30%	2051

Operator:

Operated Interest	PSC Expiry Year	Net 2C Resources
65%	2048	37.8 MMboe

Partner:

CAPEX savings
Tie-back opportunities to existing infrastructure (nearby Hibiscus and 3rd party fields)

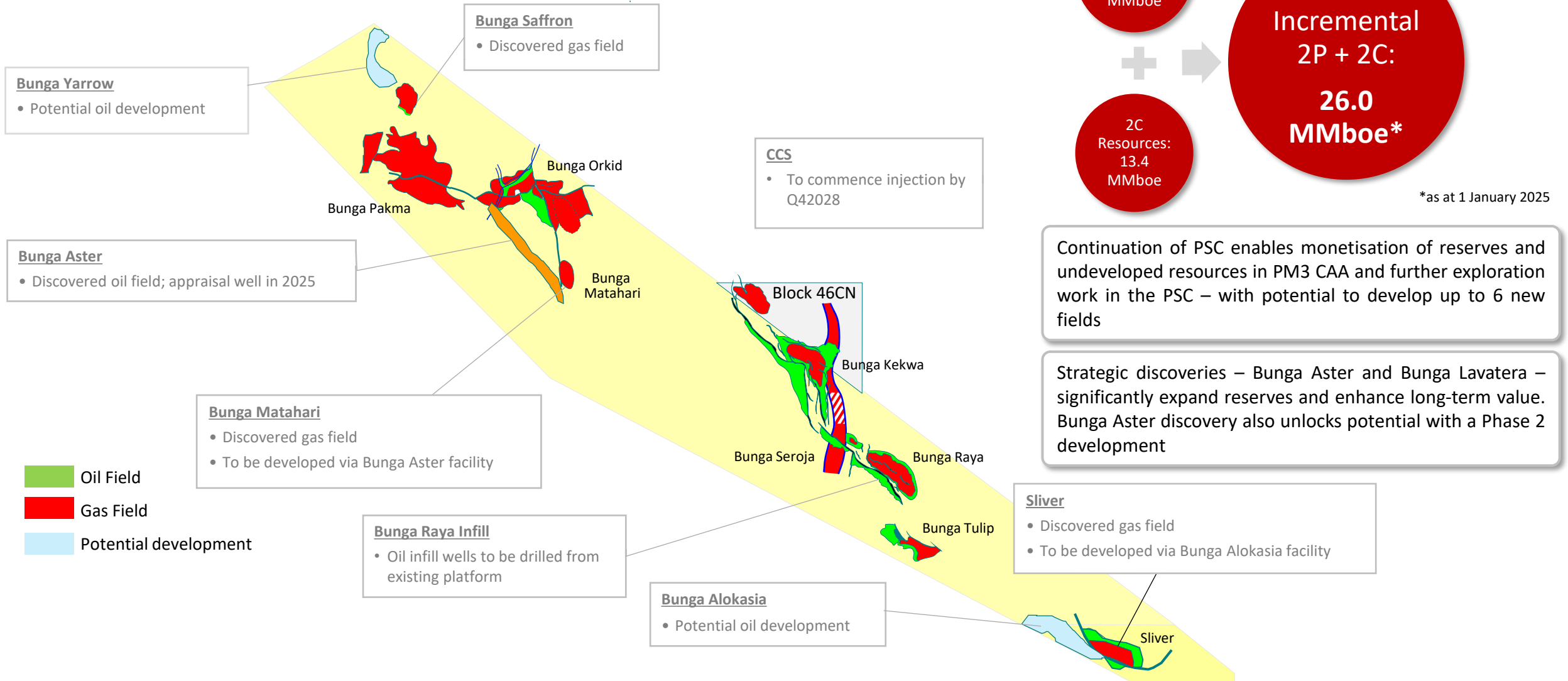
Cost Efficiency
Reduce OPEX through shared facilities

Operational Efficiency
Streamlining processes across connected fields

With a focus on gas, the Hub is well-positioned to take advantage of the expanding regional gas-to-power opportunities

GROWTH PILLAR 1 : PM3 MASTER HUB PLAN

Unlocks capacity for value accretive projects

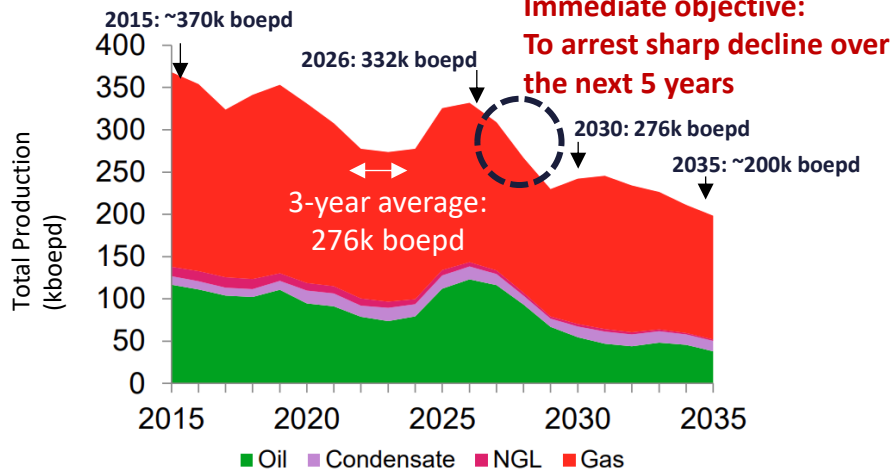


Secured longer monetisation window for base reserves, creating capacity for value accretive development projects

GROWTH PILLAR 2 : EXPANSION WITHIN BRUNEI

Unlocks future opportunities in a well-established oil and gas jurisdiction

Rystad Projects 45% Decline in Production by 2035



~29 years¹ of Remaining 2C Resource Life to be Exploited

Hydrocarbons (MMboe)	2C*
Crude Oil	863
Condensate	98
Gas	1,328
Total	2,289

Block B MLJ JV Partners



Unlocking Opportunities

- Tapping into Brunei's undeveloped resources as part of our targeted investment strategy via:
 - Opportunities within the block
 - Participation in future licensing rounds
 - Potential acquisition opportunities
- Cost rationalisation

Declining production trend – with substantial untapped resources to be exploited

Strong Financial Partnerships

USD100 million syndicated Islamic financing secured backed by



(1) Bank Islam Brunei Darussalam Berhad (BIBD): 25% held by Yayasan Sultan Haji Hassanal Bolkiah (a foundation established by the Sultan of Brunei) and 34% held by Khazanah Satu (a subsidiary of Brunei's Ministry of Finance & Economy)

(2) Baiduri Bank Sdn Bhd: 75% held by Pengiran Anak Hajah Zariah, the Princess Consort to Prince Mohamed Bolkiah through Baiduri Holdings and 25% held by Minister for Finance Corporation (MOFC) through Darussalam Assets

THRUST 2: ENERGY TRANSITION INITIATIVES

Leveraging on our competencies to operate and maintain decentralised power generation

Our Group generates 126 MW of power offshore across our assets¹

- We will transfer this know-how to address electricity generation specifically to support data centres or semi-conductor industry in Malaysia

Strategic collaborations in this area would be announced in due course

Investing in solar projects solely for internal use to reduce OPEX on our assets

- Construction of a 12MW solar PV farm in Brunei Darussalam commenced on 9 February 2026, with operations expected to begin in January 2027 to supply renewable electricity exclusively to our LPC project
- The objective is to achieve a fixed cost of electricity for the project, while enhancing reliability and sustainability of energy supply
- The facility is expected to enable the Group's expansion into energy-transition activities



OPINION

Will gas fuel Asia's data centre boom?

Cloud computing and AI need reliable power 24/7, making LNG a prime candidate to meet near-term demand

19 September 2024 | 3 minute read



Chevron and Exxon Target Data Centers with Reliable Gas Power

By Irina Slav - Dec 14, 2024, 6:00 PM CST

- ▶ Oil majors are looking to increase their bets on gas-fired power generation.
- ▶ Big oil is scaling down investment in wind and solar power.
- ▶ Chevron is talking with generators that supply electricity to data center operators.

THE STRAITSTIMES

Malaysia's push for data centres could strain power and water supplies, warn experts

Zuhaira Saieed
UPDATED JUN 09, 2024, 09:52 PM -

KUALA LUMPUR – Malaysia's drive to attract data centre investments worth billions of dollars could strain its water and electricity supplies in the coming years, say experts, particularly in industrialised states like Selangor and Johor.



Water, power remain major issues for Johor's data centres, says JB mayor

By Syafiqah Salim / theedgemalaysia.com

30 May 2024, 01:48 pm

KUALA LUMPUR (May 30): Water and power supply remain a major challenge in Johor, despite the southernmost state in Peninsular Malaysia experiencing a boom in data centres due to its proximity to Singapore and the spillover effects of the US-China trade war, according to Johor Bahru city council (MBJB) Mayor Datuk Mohd Noorazam Osman.

¹Excluding Brunei

DRIVING GROWTH THROUGH DISCIPLINED CAPITAL ALLOCATION & OPEX/BOE REDUCTION

Maintaining Disciplined Capital Allocation

Capital allocation framework in place

Priority Spend

- Debt servicing
- Minimum annual dividend
- Sanctioned CAPEX

Value Accretive Acquisitions

IRR \geq 15% & Payback \leq 5 years for production assets

Production ramp up will be gradual

Continue to maintain conservative gearing levels ($\leq 0.5x$)

Reducing OPEX/boe

**Increase in operations:
Economies of scale and reduced costs**

**PM3 Master Hub Plan:
Achieve cost efficiencies
through shared facilities**

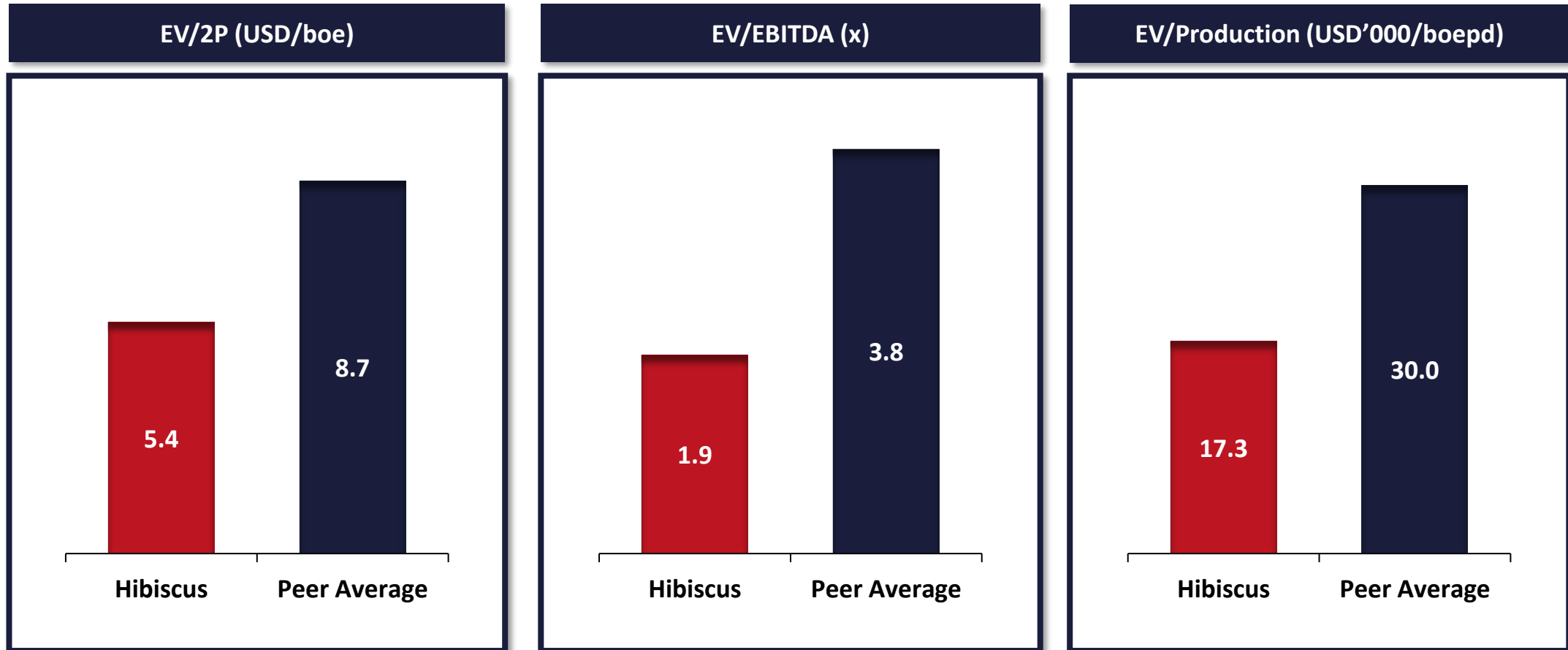


FUNDAMENTALS NOT REFLECTED IN SHARE PRICE



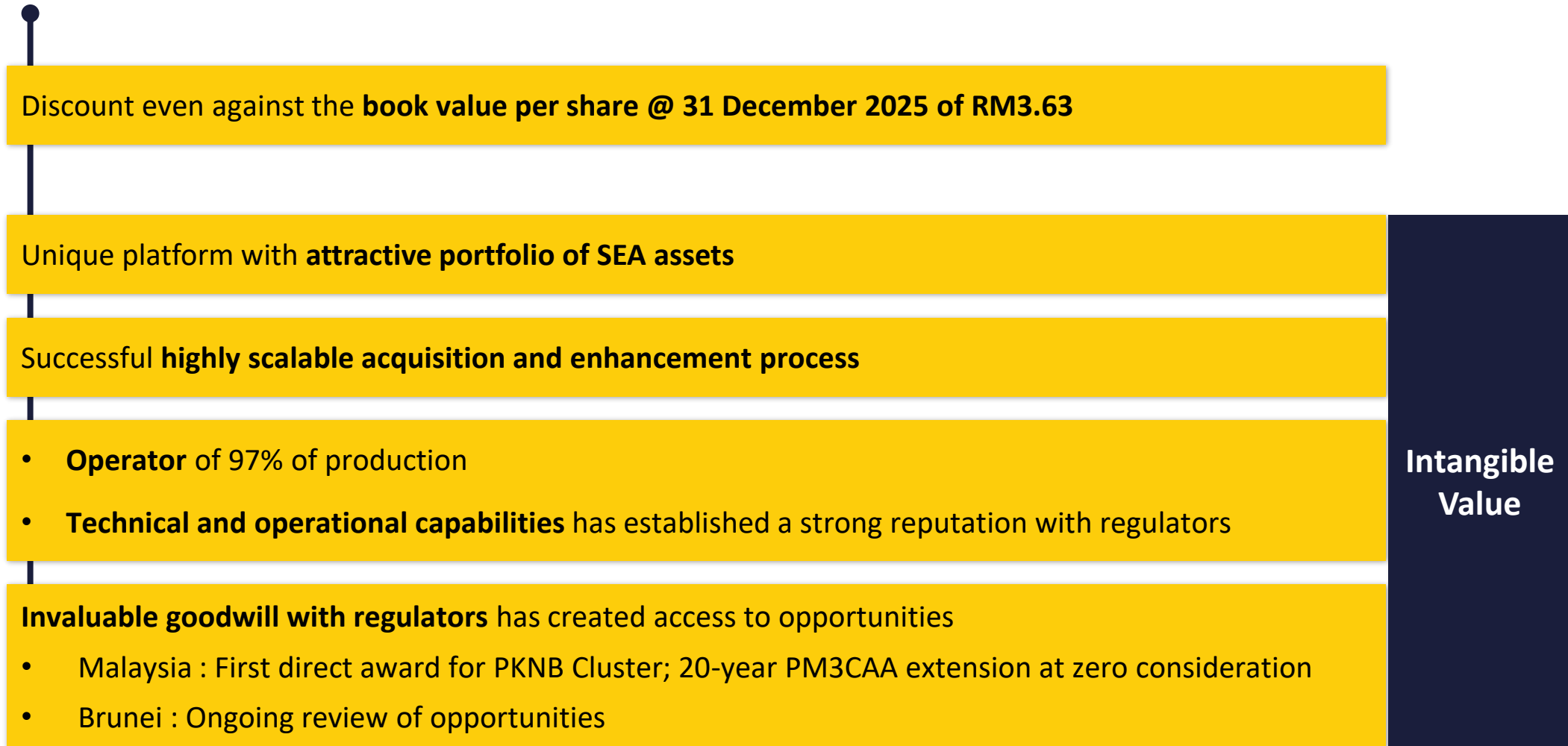
A COMPELLING ENTRY POINT RELATIVE TO PEERS

Our market valuation is significantly lower than the peer average and do not reflect its fundamentals



SIGNIFICANT DISCOUNT TO COMPANY AND ASSET VALUE

Share price is not reflective of tangible and intangible value of Hibiscus



INVESTMENT MERITS

Growth target supported by untapped resources and strong capital position to support development

Growth Story	<p>On track to hit 35,000 boe/day daily production rate by 2026 and 2P reserves of 100 MMboe with identified opportunities in the pipeline for further growth.</p> <p>Strategy to hit <u>70,000 boe/day</u> and 2P reserves of <u>150 MMboe</u> through our 2030 Mission, with Malaysia and Brunei as growth hubs, underpinned by ~15 years of reserves & resources life</p>
Operational Efficiency	<p>Track record of operational excellence, skilled in continuously <u>enhancing efficiencies</u> of current assets</p>
Strong Capital	<p>Sustainable <u>cash balance, cash flow,</u> and <u>borrowing facilities</u> to support CAPEX needs</p>
IRR Profile	<p>Strong IRRs underpinned by payback periods of 3 years or less in our previous acquisition of producing assets</p>
Attractive Dividends	<p>Steady increase in dividend yields in the past 5 years</p>
Valuation	<p>Trading at <u>EV/2P of 5.4x*</u> (vs. peer average of 8.7x), <u>EV/EBITDA of 1.9x*</u> (vs. peer average of 3.8x) and <u>EV/Production of 17.3x*</u> (vs. peer average of 30.0x)</p>




THANK YOU

For more information, please contact faq@hibiscuspetroleum.com





APPENDICES



FY2025 & FY2026 GUIDANCE SNAPSHOT

- FY2025 Sales Guidance Achieved
- FY2025 Dividend Guidance Surpassed
- FY2026 Dividend Maintained At Lower Oil Price

	FY2025		FY2026 Guidance
	Guidance	Actual	
Sales Volume	8.6 to 9.1 MMboe	8.9 MMboe	9.0 – 9.4 MMboe
Production	N/A	9.0 MMboe	9.1 – 9.5 MMboe
OPEX	N/A	~USD22/boe	~USD20-25/boe
CAPEX	USD283m	USD186m	USD205m
Dividends	8.0 sen/share (USD70/bbl to USD80/bbl) 10.0 sen/share (>USD80/bbl)	9.0 sen/share (Brent USD73.5/bbl)	8.0 sen/share (USD65/bbl to USD75/bbl) 10.0 sen/share (>USD75/bbl)

FY2025 OPERATIONAL SUMMARY BY ASSET

		PM3 CAA	North Sabah	Kinabalu	Block B MLJ	Anasuria Cluster	Block 46 Cai Nuoc	Total or Average
Average uptime	%	93	92	81	91	76	93	-
Average gross oil & condensate production	bbl/day	17,542	12,771	6,679	2,087	4,859	296	44,234
Average net oil & condensate production	bbl/day	3,112	4,725	2,802	782	1,650	126	13,197
Average gross gas export rate ¹	boe/day	31,795	-	-	14,979	626	-	47,400
Average net gas export rate ¹	boe/day	7,519	-	-	5,617	128	-	13,264
Average net oil, condensate and gas production rate	boe/day	10,631	4,725	2,802	6,400	1,778	126	26,462
Total oil & condensate sold	bbl	1,218,715	1,826,156	919,864	0	572,636	117,889	4,655,260
Total gas exported (sold)	MMscf	16,565	-	-	8,729	280	-	25,574
Total oil, condensate & gas sold	boe	3,979,607	1,826,156	919,864	1,454,852	619,227	117,889	8,917,595
Average realised oil & condensate price	USD/bbl	78.19	78.29	76.91	-	73.85	77.79	77.43
Average gas price	USD/Mscf	5.50	-	-	4.51	12.13	-	-
Average realised oil, condensate & gas price	USD/boe	46.82	78.29	76.91	27.06	73.77	77.79	55.42
Average production OPEX per boe ²	USD/boe	13.88	20.66	16.07	6.67	41.61	38.30	-
Average net OPEX per boe ³	USD/boe	23.05	29.08	24.24	6.67	41.61	63.20	-

1. Conversion rate of 6,000scf/boe

2. This is compound based on gross production OPEX divided by gross oil, condensate and gas production

3. This is computed as follows: $\frac{\text{Net production} + \text{net development OPEX (based on working interest)}}{\text{Net oil, condensate and gas production (based on net entitlement)}}$

Net oil, condensate and gas production (based on net entitlement)

FY2025 PROFIT OR LOSS (BY SEGMENT)

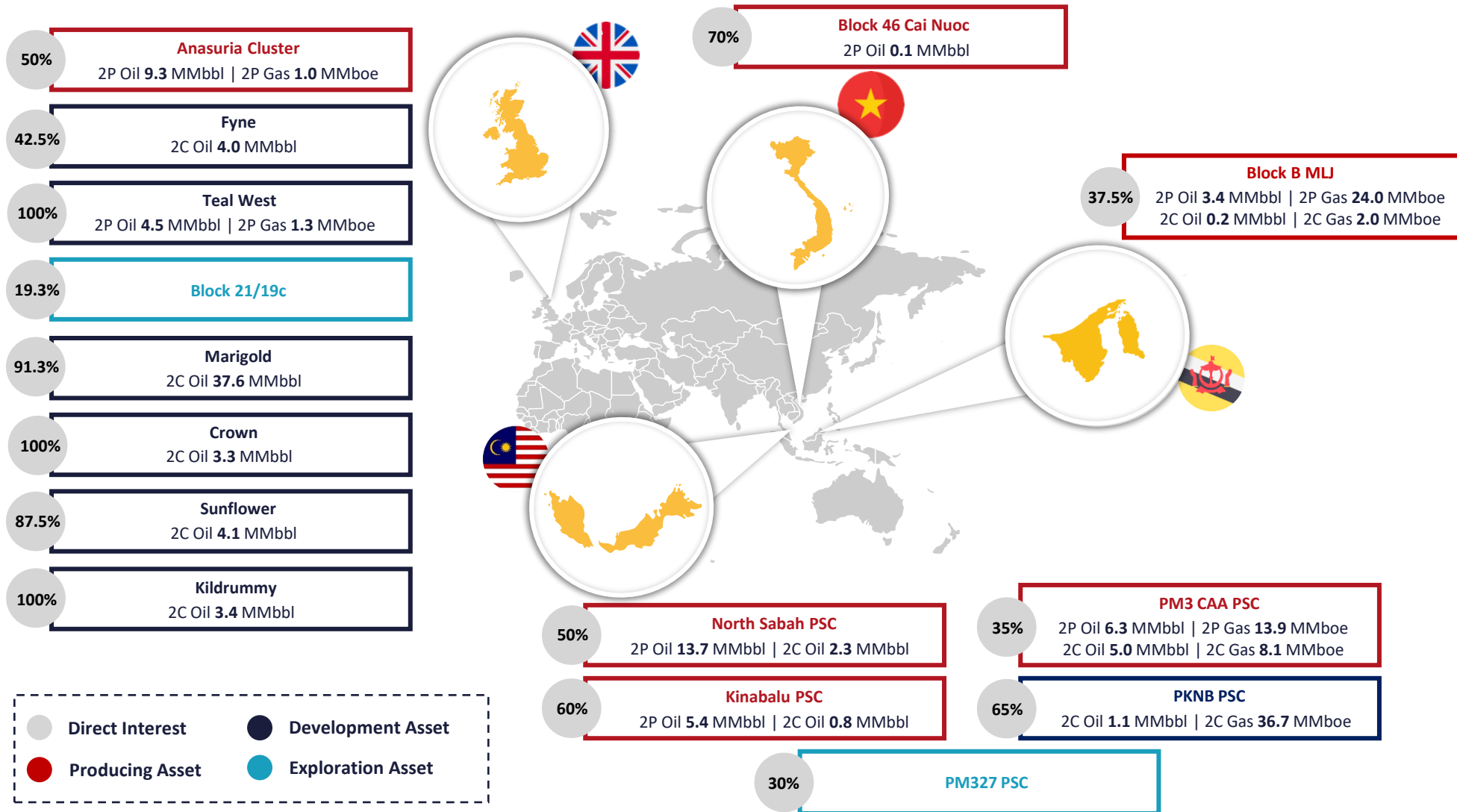
RM'000	Peninsular Malaysia					Sabah Malaysia			United Kingdom	Brunei	Vietnam	Others ¹	Total (HPB Group)
	PM3 CAA	PM305 and PM314	PKNB	PM327	Subtotal	North Sabah	Kinabalu	Subtotal					
Revenue	809,706	7,845	-	-	817,551	625,392	309,475	934,867	205,448	303,138	56,506	15,372	2,332,882
Cost Of Sales	(339,274)	(6,565)	-	-	(345,839)	(235,250)	(110,940)	(346,190)	(99,339)	(123,531)	(29,325)	-	(944,224)
Gross Profit	470,432	1,280	-	-	471,712	390,142	198,535	588,677	106,109	179,607	27,181	15,372	1,388,658
Administrative Expenses	(22,593)	2,095	(7,898)	(18,242)	(46,638)	(81,576)	(42,205)	(123,781)	(77,510)	(13,911)	(1,378)	(59,393)	(322,611)
Supplemental Payment	-	12	-	-	12	(26,905)	(33,340)	(60,245)	-	-	-	-	(60,233)
Impairment of equipment	-	-	-	-	-	-	-	-	(28,129)	-	-	-	(28,129)
Impairment of receivables	(52)	-	-	-	(52)	(176)	-	(176)	(11,232)	-	-	-	(11,460)
Others	(22,541)	2,083	(7,898)	(18,242)	(46,598)	(54,495)	(8,865)	(63,360)	(38,149)	(13,911)	(1,378)	(59,393)	(222,789)
Other Income/(Expenses)	17,700	6,647	213	(551)	24,009	(54,565)	(13,638)	(68,203)	871	9,343	(48)	(24,138)	(58,166)
Sabah State Sales Tax	-	-	-	-	-	(34,067)	(17,959)	(52,026)	-	-	-	-	(52,026)
Interest Income	5,877	141	45	-	6,063	1,763	1,273	3,036	14,048	2,044	98	345	25,634
Others	11,823	6,506	168	(551)	17,946	(22,261)	3,048	(19,213)	(13,177)	7,299	(146)	(24,483)	(31,775)
Share of Results of an Associate	-	-	-	-	-	-	-	-	-	-	-	(589)	(589)
EBITDA/(LBITDA)	465,539	10,022	(7,685)	(18,793)	449,083	254,001	142,692	396,693	29,470	175,039	25,755	(68,748)	1,007,292
Depreciation and Amortisation	(235,934)	48	(115)	-	(236,001)	(62,833)	(82,194)	(145,027)	(60,581)	(74,398)	(2,062)	(1,889)	(519,958)
Finance Costs	(22,839)	(34)	(17)	-	(22,890)	(16,889)	(1,032)	(17,921)	(35,844)	(6,880)	(475)	(50,110)	(134,120)
Interest Expenses ²	(8,545)	-	(17)	-	(8,562)	(11,520)	(65)	(11,585)	(5,710)	(1,142)	-	(46,746)	(73,744)
Unwinding of Discount	(14,294)	(34)	-	-	(14,328)	(5,369)	(967)	(6,336)	(30,134)	(5,738)	(475)	(3,364)	(60,375)
PBT/(LBT)	206,766	10,036	(7,817)	(18,793)	190,192	174,279	59,466	233,745	(66,955)	93,761	23,218	(120,747)	353,214
Taxation	(54,681)	2,448	2,893	-	(49,340)	(67,229)	(14,417)	(81,646)	(51,688)	(37,724)	(13,442)	(1,877)	(235,717)
Income Taxation	(67,699)	(132)	(203)	-	(68,034)	(25,313)	599	(24,714)	(3,119)	(54,763)	(14,396)	(1,361)	(166,387)
Deferred Taxation	13,018	2,580	3,096	-	18,694	(41,916)	(15,016)	(56,932)	(48,569)	17,039	954	(516)	(69,330)
PAT/(LAT)	152,085	12,484	(4,924)	(18,793)	140,852	107,050	45,049	152,099	(118,643)	56,037	9,776	(122,624)	117,497

(1) Others comprised the Group's operations in Australia and investment holding and group activities.

(2) Interest expenses include interest incurred on term loan and revolving credit facilities of RM35.7 million in aggregate, prepayment facilities (RM28.0 million) and lease liabilities (RM10.0million).

CURRENT PORTFOLIO OF RESERVES

Hibiscus is the operator for all the producing assets



Net 2P Oil Reserves

42.7

MMbbl

Net 2P Gas Reserves

40.2

MMboe

Net 2C Oil Resources

61.8

MMbbl

Net 2C Gas Resources

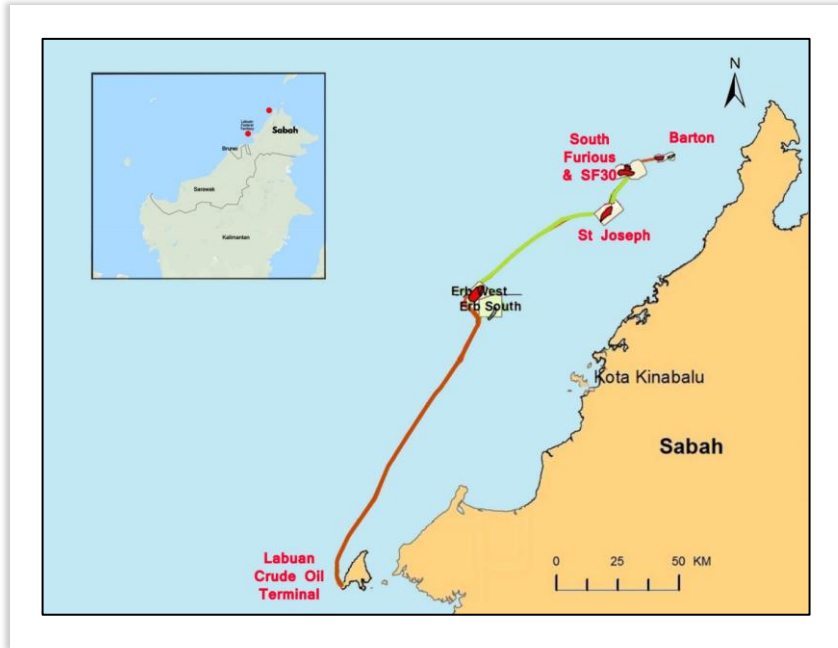
46.8

MMboe

OVERVIEW OF NORTH SABAH PSC

Asset includes the Labuan Crude Oil Terminal which processes 50K oil barrels per day

North Sabah
Kinabalu
PM3 CAA
Vietnam
United Kingdom
Brunei Darussalam



Production Offshore Sabah, Malaysia

4
Producing fields


1979
Production Start Date

2040
PSC expiry

13.7 MMbbl
Net 2P Oil Reserves

2.3 MMbbl
Net 2C Oil Resources

Ownership Structure

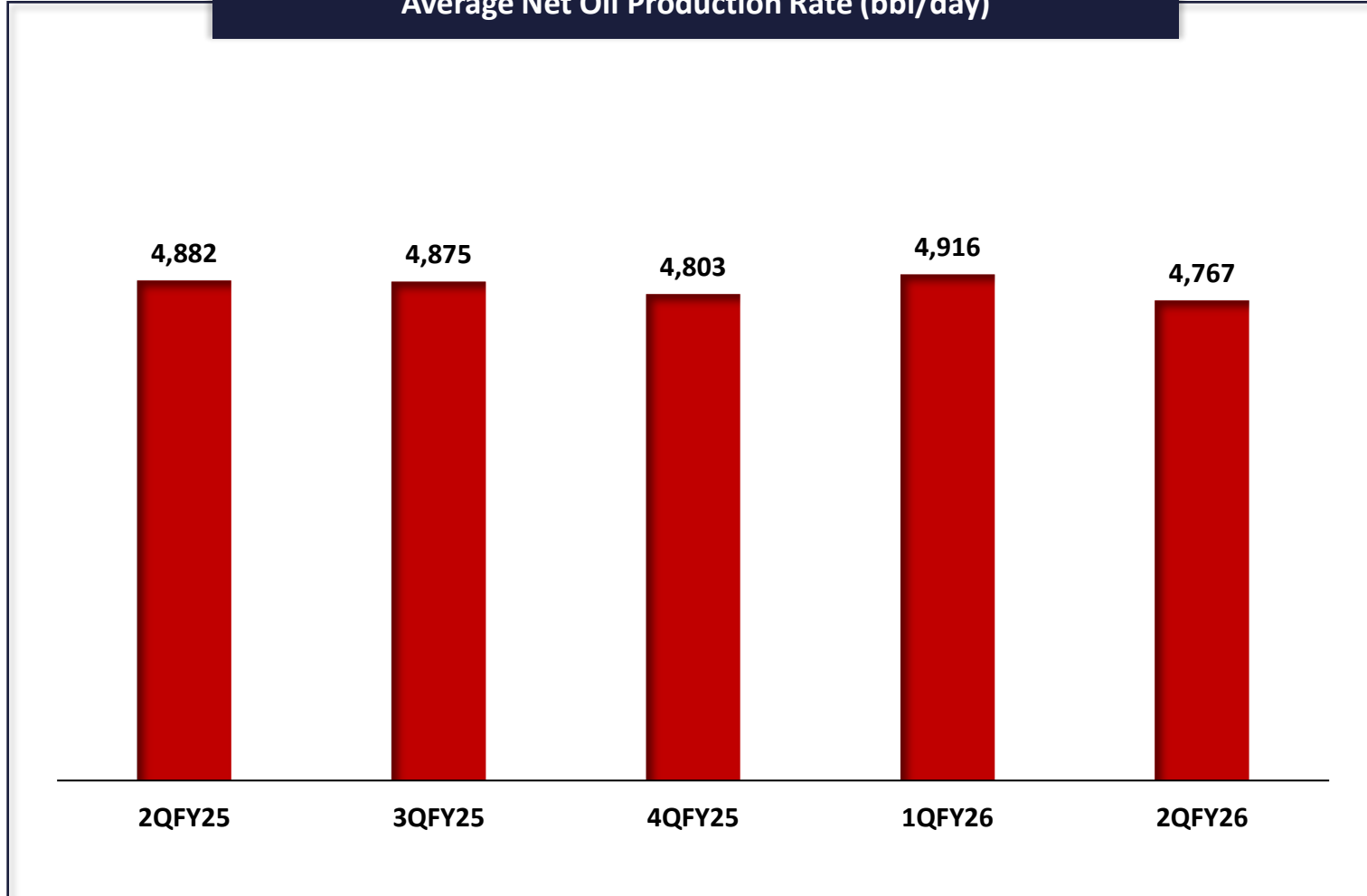


Off-taker



*Completion of transaction is subject to fulfilment of conditions precedent

Average Net Oil Production Rate (bbl/day)

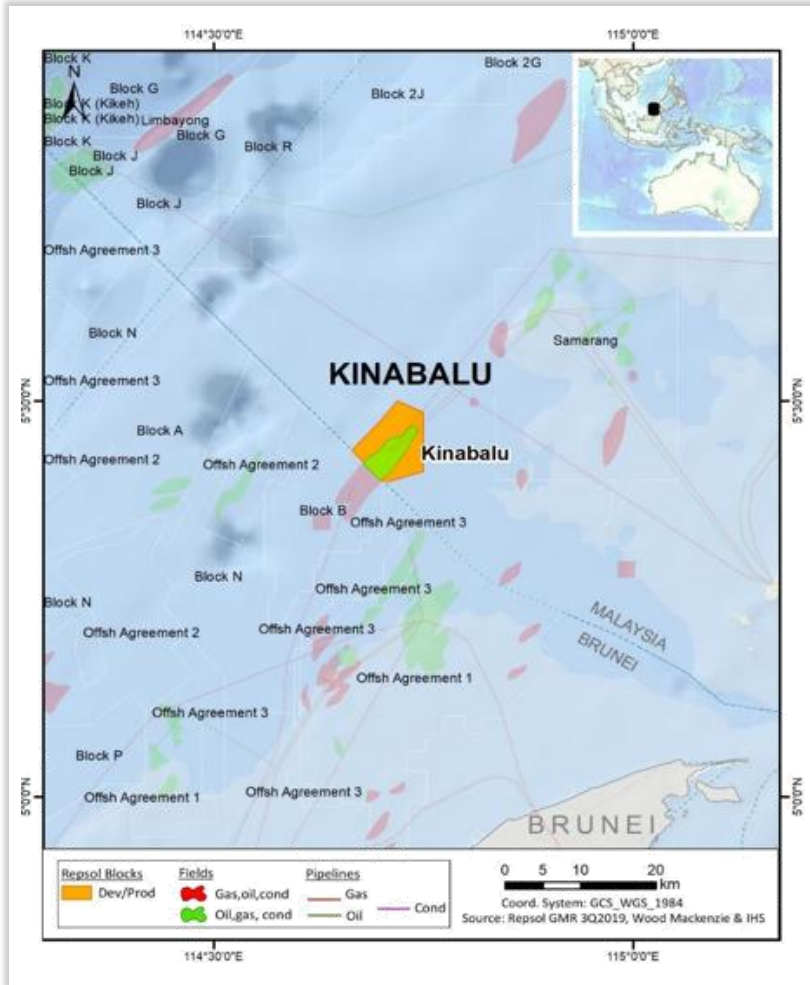


SF30 Water Flood Phase 2

- Drilling of 5 water injectors and 5 oil infill wells at the South Furious 30 field in CY2024/2025
- First oil achieved on 31 October 2024
- Refurbished topside installed. Water injection facility to be delivered in CY2026
- First water expected mid-CY2026

OVERVIEW OF KINABALU PSC

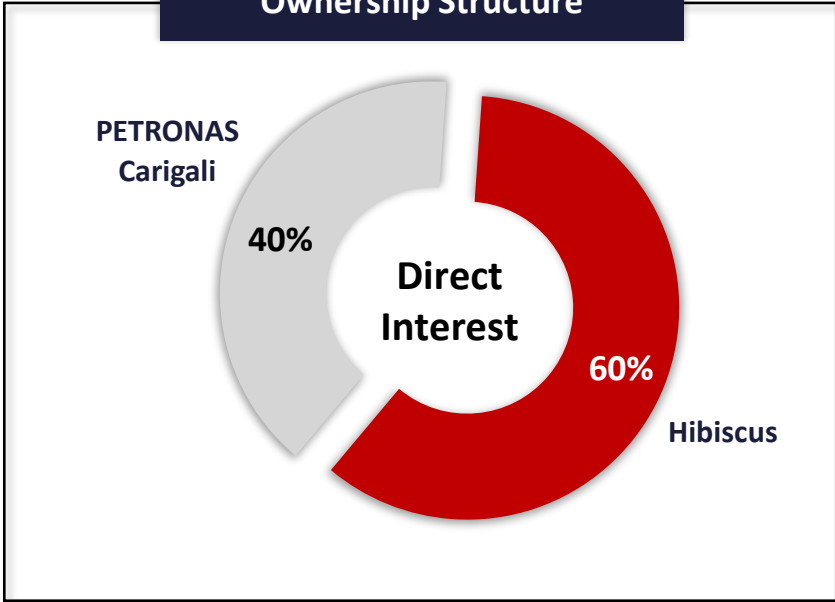
Low-cost liquids producing asset with ongoing redevelopment projects; close proximity with North Sabah



3 <i>Producing fields</i>	1997 <i>Production Start Date</i>	2032 <i>PSC expiry</i>
-------------------------------------	---	----------------------------------

5.4 MMbbl <i>Net 2P Oil Reserves</i>	0.8 MMbbl <i>Net 2C Oil Resources</i>
--	---

Ownership Structure

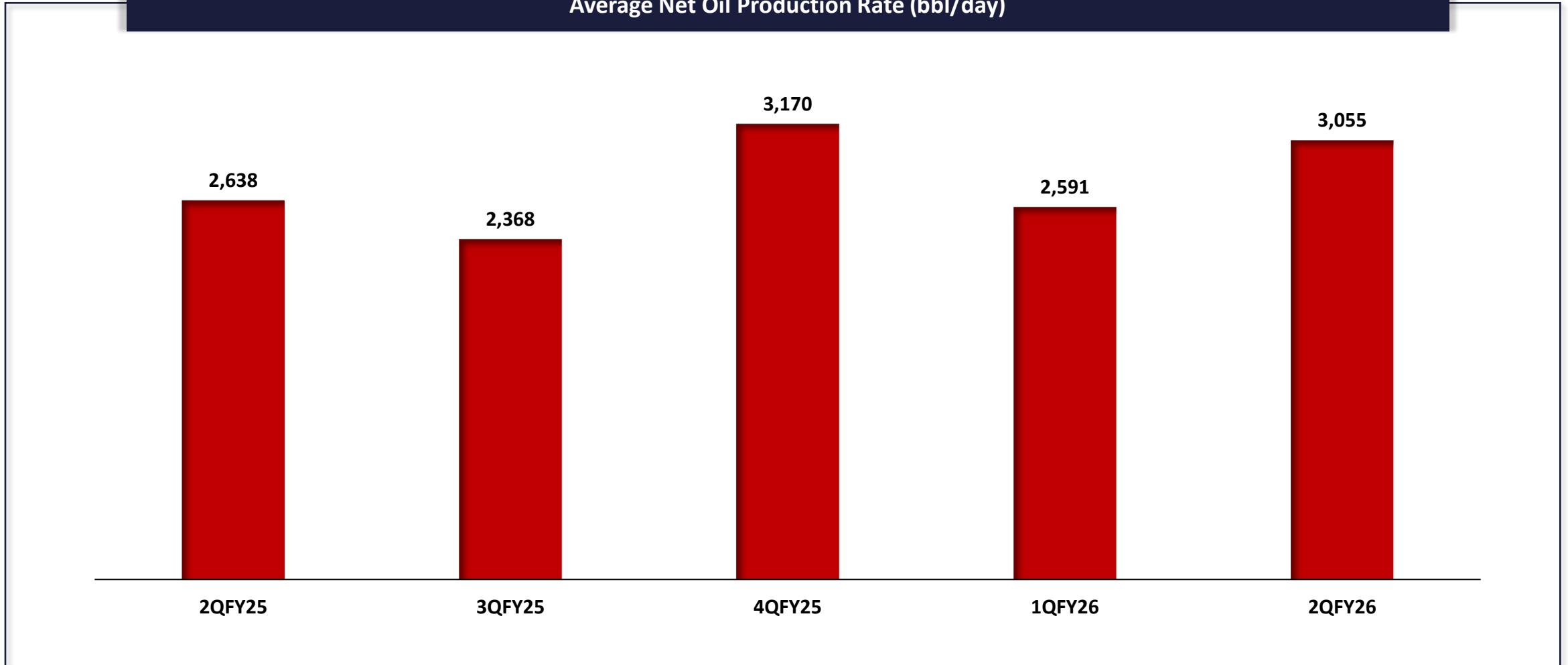


Off-taker

PETCO Trading Labuan Company Ltd
from Labuan Crude Oil Terminal

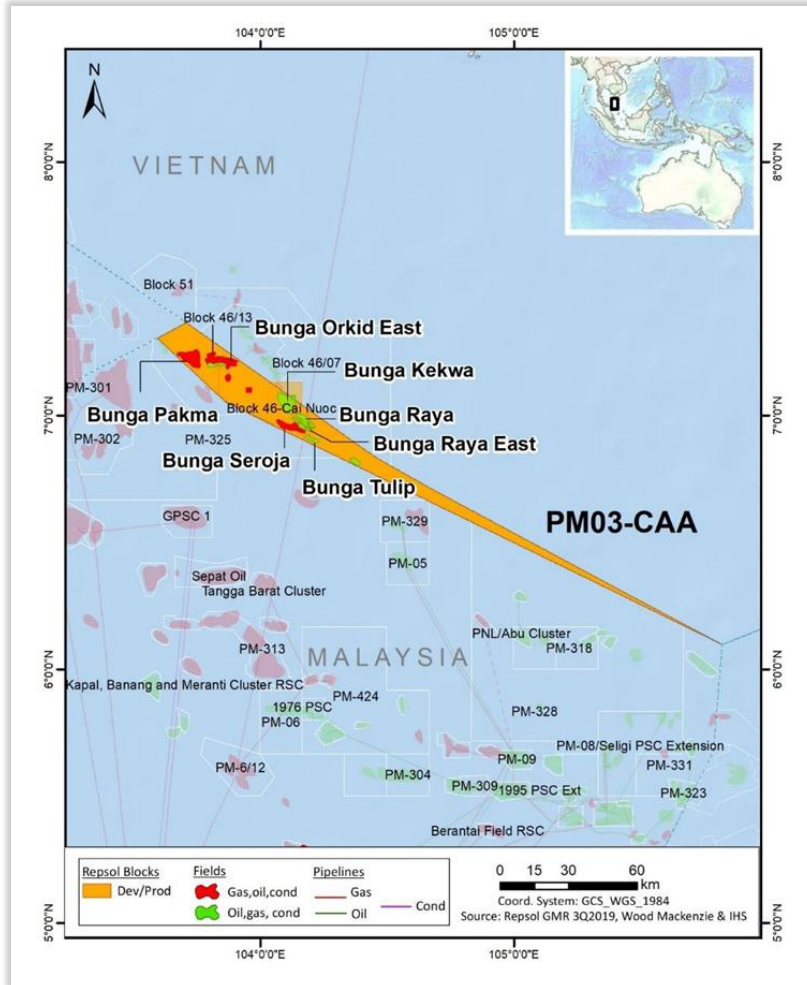
Production Offshore Sabah, Malaysia

Average Net Oil Production Rate (bbl/day)

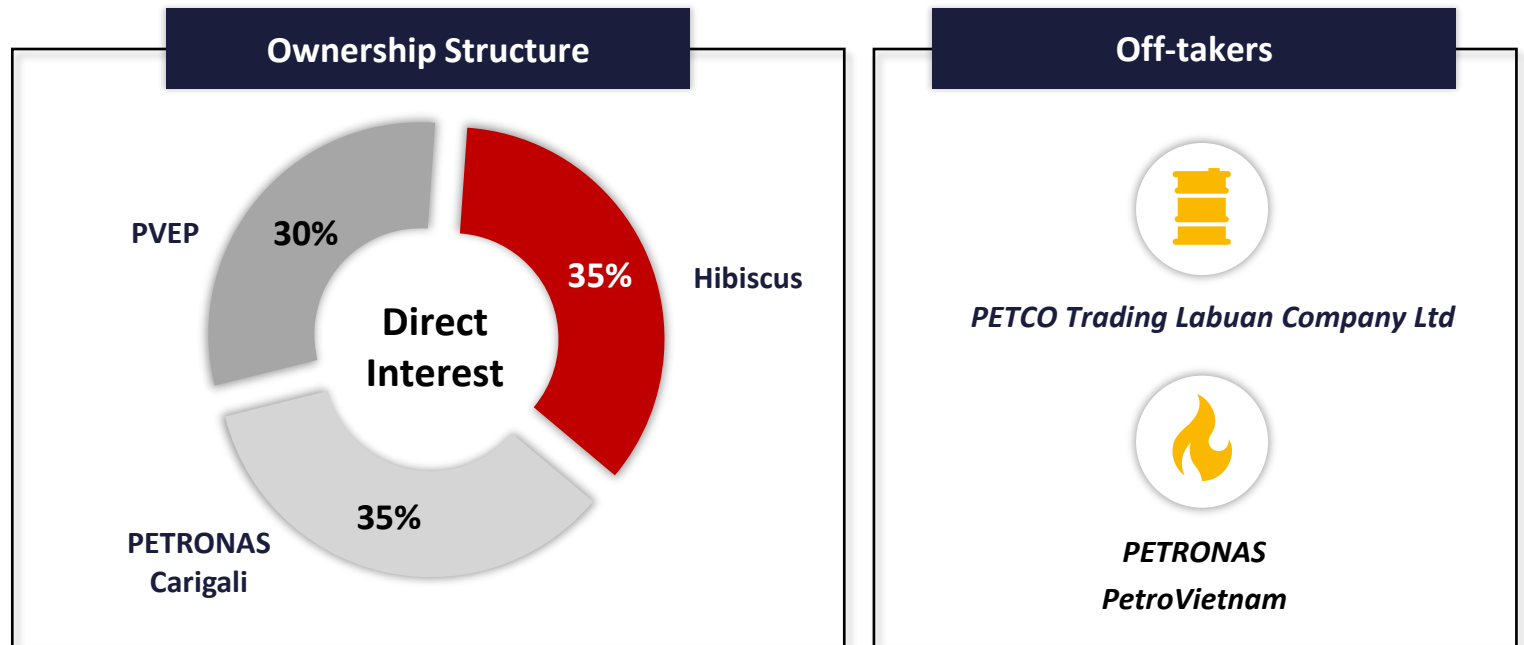
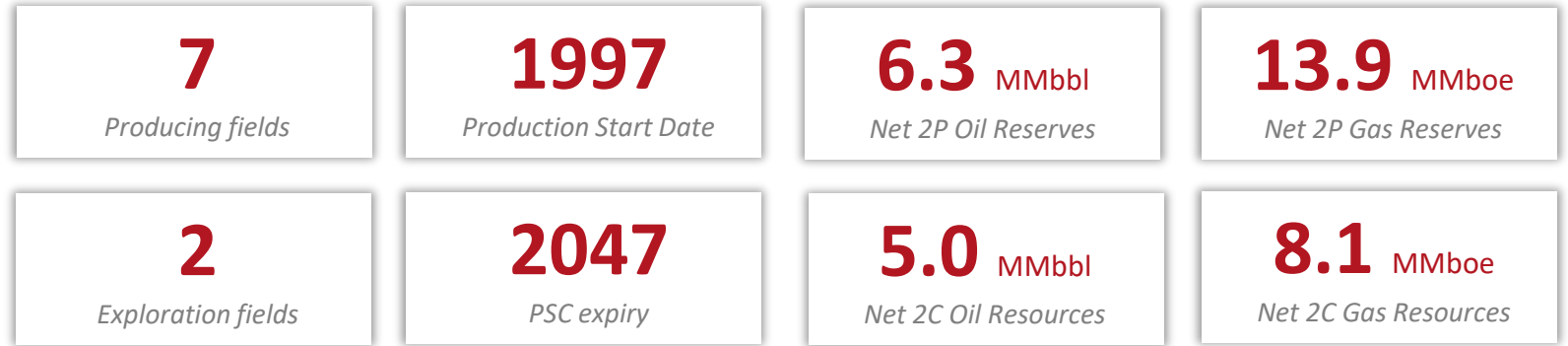


OVERVIEW OF PM3 CAA PSC

A low-cost producing asset with long production history; possesses material future developments

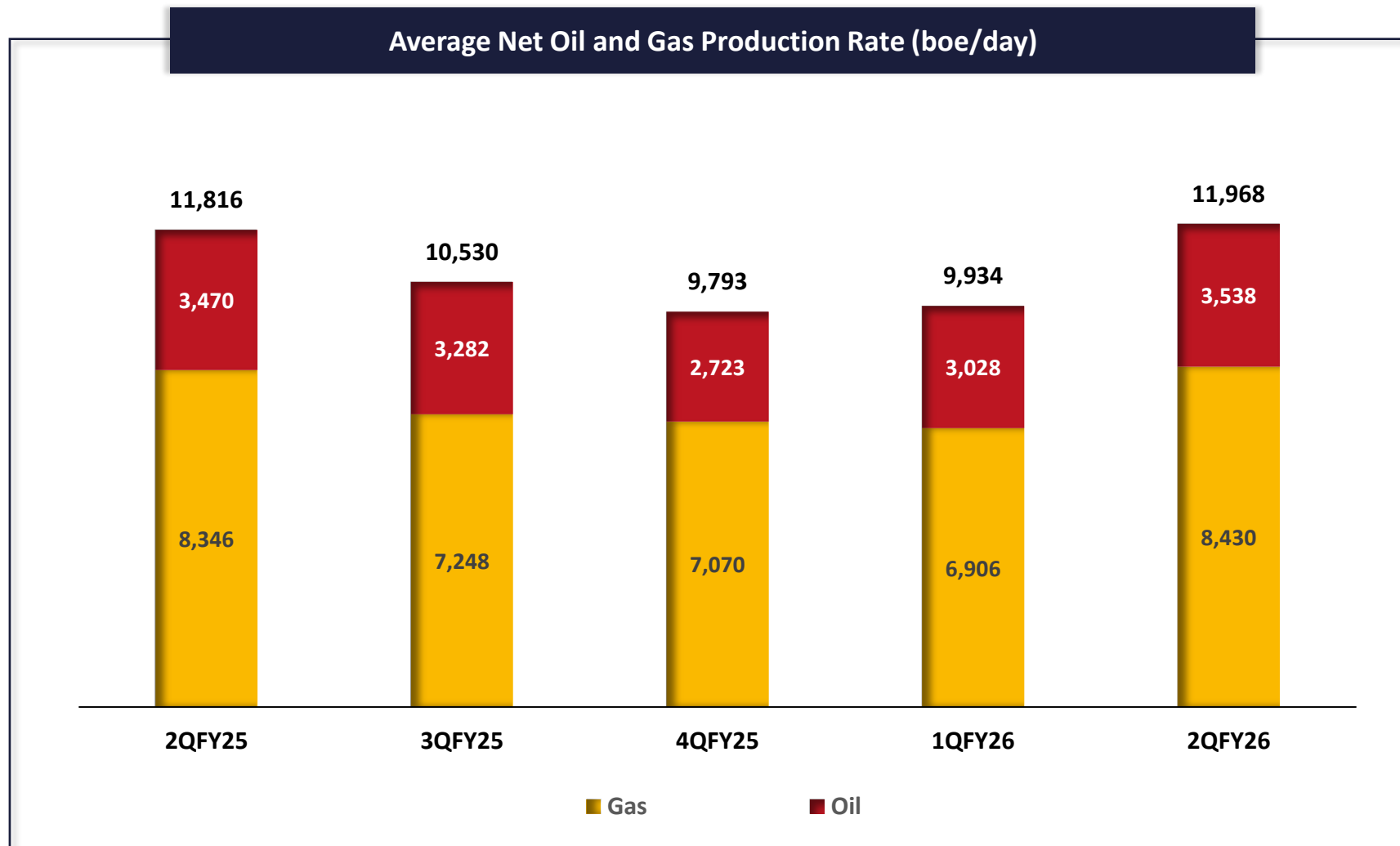


Production Offshore within Malaysia-Vietnam CAA



PM3 CAA PSC

Stable gas lift operations and successful well work activities



Licence Granted Under Enhanced PSC & UGSA Terms

- PSC expiry (at the time of acquisition): 2027; PSC previously extended from 2018 to 2027
- Granted a 20-year continuation in April 2025 under enhanced PSC and UGSA terms

OVERVIEW OF BLOCK 46 CAI NUOC PSC

Producing field is tied back to PM3 CAA's facilities with potential to unlock undeveloped Hao Mai field



Production Offshore Malaysia-Vietnam

1
Producing field

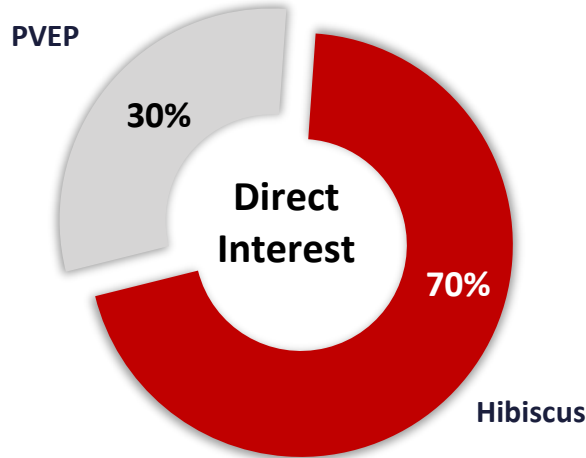
2003
Production Start Date

2027
PSC expiry

1
Development field

0.1 MMbbl
Net 2P Oil Reserves

Ownership Structure



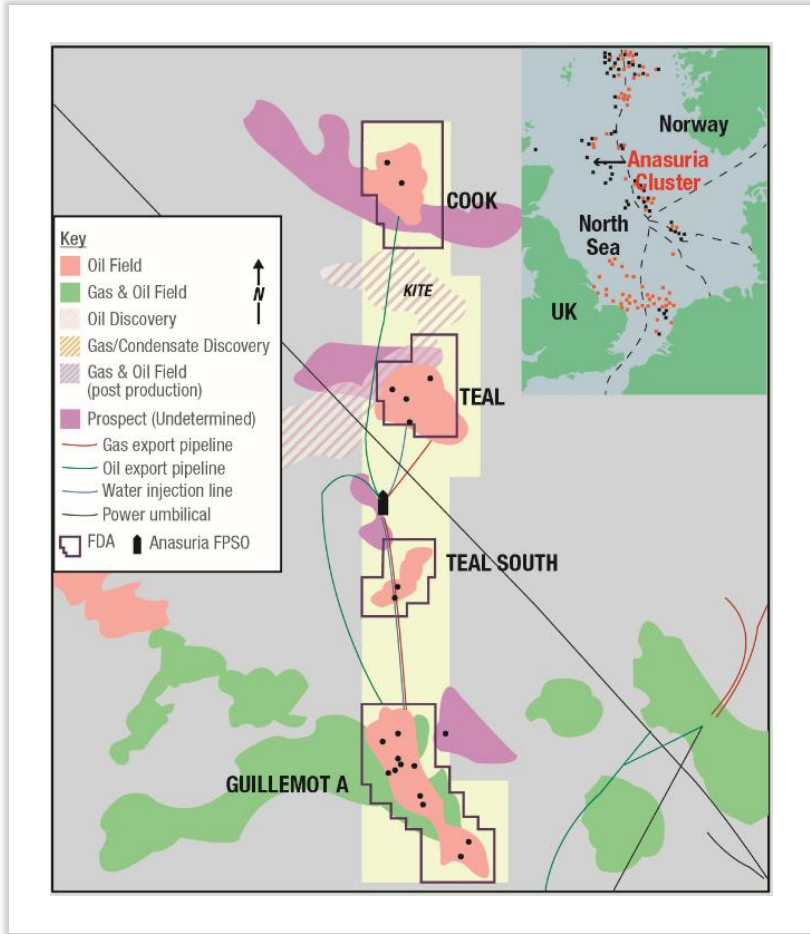
Off-taker



PetroVietnam Exploration Production Corporation Ltd

OVERVIEW OF ANASURIA CLUSTER

Prominent location in the North Sea



4
Producing fields

1996
Production Start Date

2035
Economic Life

9.3 MMbbl
Net 2P Oil Reserves

1.0 MMboe
Net 2P Gas Reserves

Effective Ownership

Asset Name	Asset Type	Hibiscus' Stake
Guillemot A	Producing Field	50.0%
Teal	Producing Field	50.0%
Teal South	Producing Field	50.0%
Cook	Producing Field	19.3%
Anasuria FPSO	FPSO	50.0%

Marketing Agreement with




BP Oil International Limited

Production fields in the UK sector of the North Sea

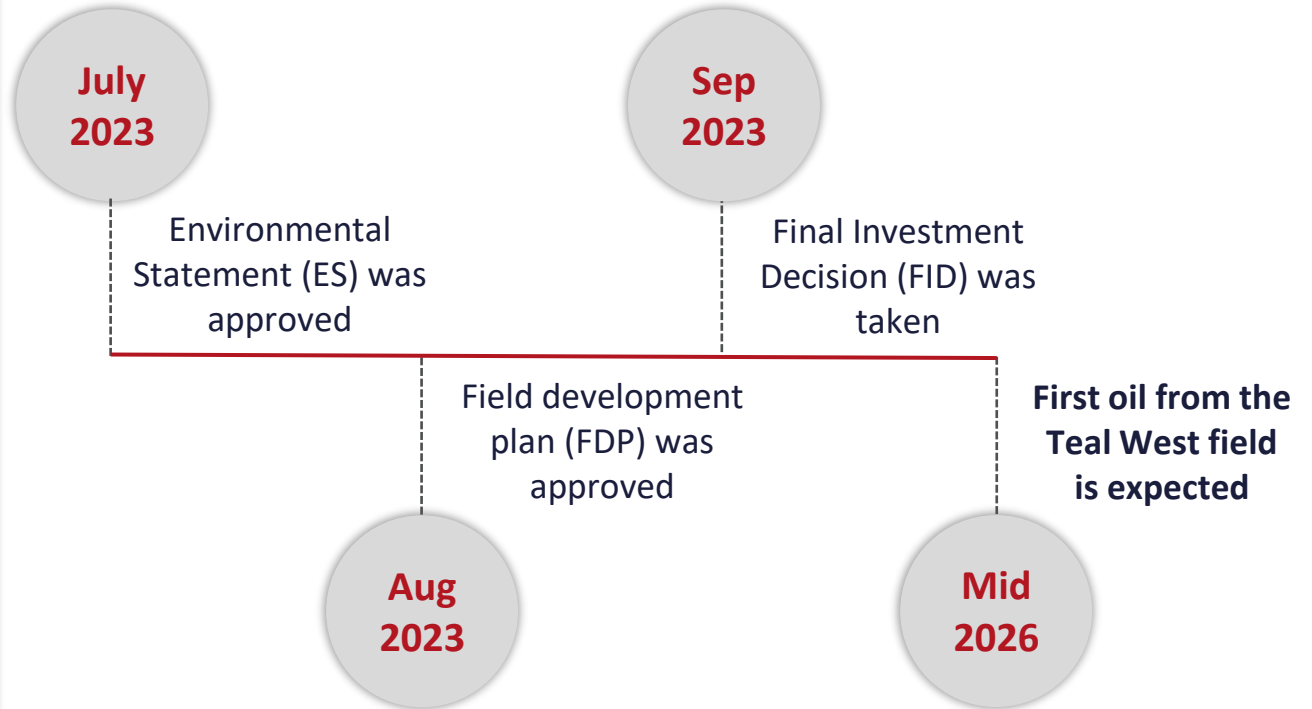
FURTHER OPPORTUNITIES AT THE ANASURIA CUSTER

Strong growth opportunities through our 100% owned development asset – Teal West



Teal West Tie-back to Anasuria FPSO

Exciting Tie back opportunity in Teal West



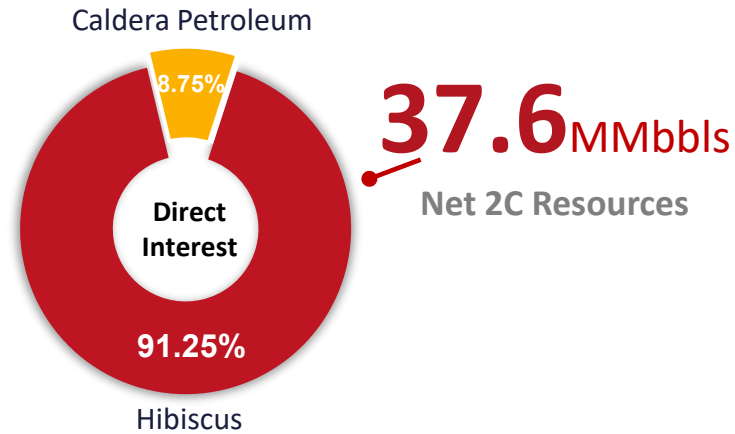
POTENTIAL GAME CHANGER DEVELOPMENT ASSETS IN THE UK

Marigold and Sunflower fields – First oil expected in 2030

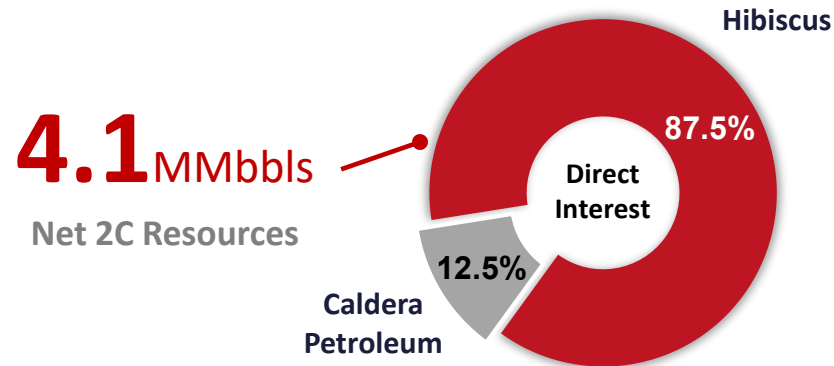
Marigold and Sunflower are located north-east of Aberdeen, UK



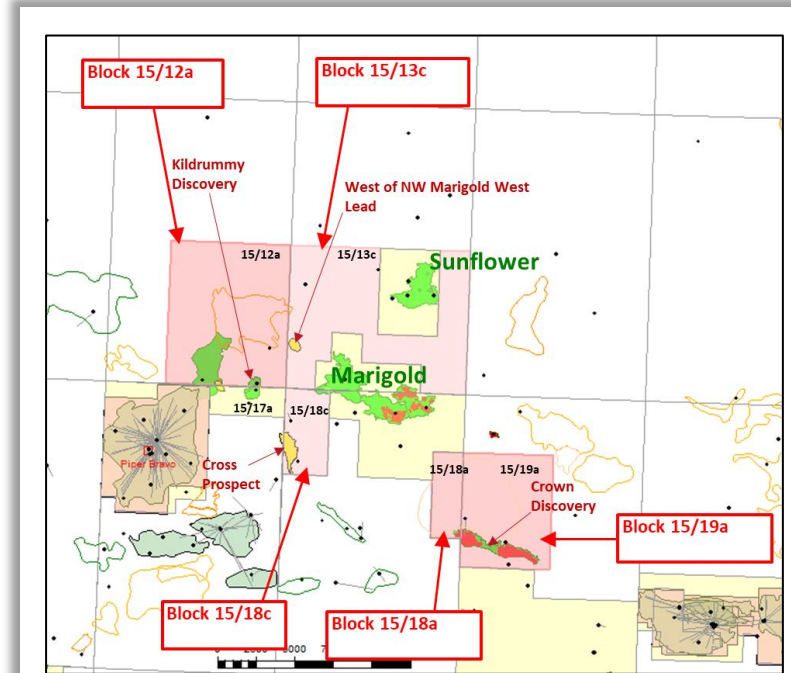
Marigold Asset



Sunflower Asset



Future Opportunities around Marigold: Kildrummy and Crown Discoveries

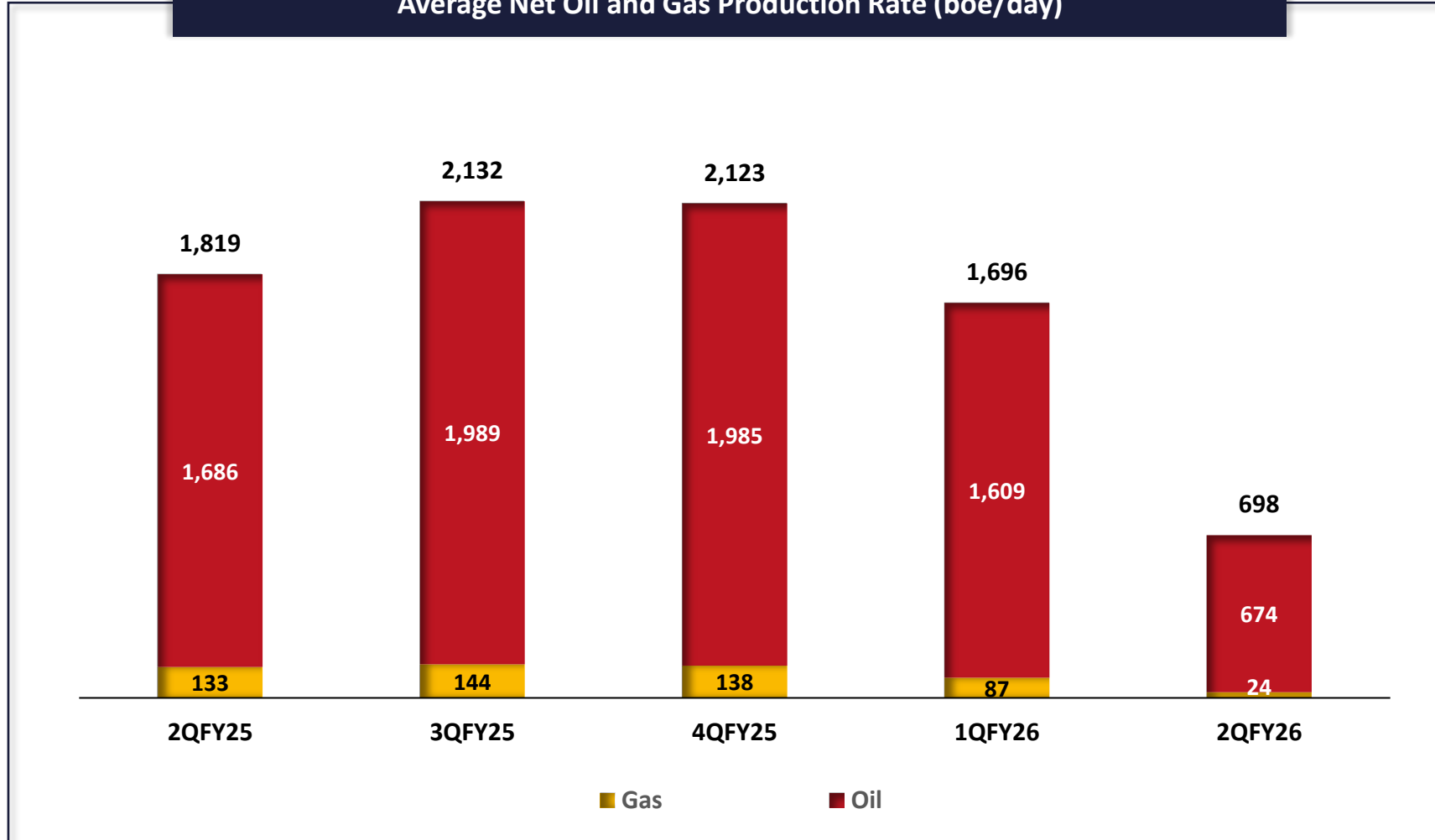


Strong tieback candidates will open up opportunities to aggregate 2C resources at a competitive price per barrel

ANASURIA CLUSTER

Teal West to produce first oil in CY2026

Average Net Oil and Gas Production Rate (boe/day)



Teal West

- Drilling completed with subsea installation expected to commence in April 2026
- First Oil expected in mid-CY2026

Fyne

- Extension of Licence P2451 from 31 March 2024 to 30 September 2026

OVERVIEW OF BRUNEI DARUSSALAM ASSETS

Exposure to LNG markets, backed by long term gas contract up to 2033



1
Producing field

2039
Concession expiry

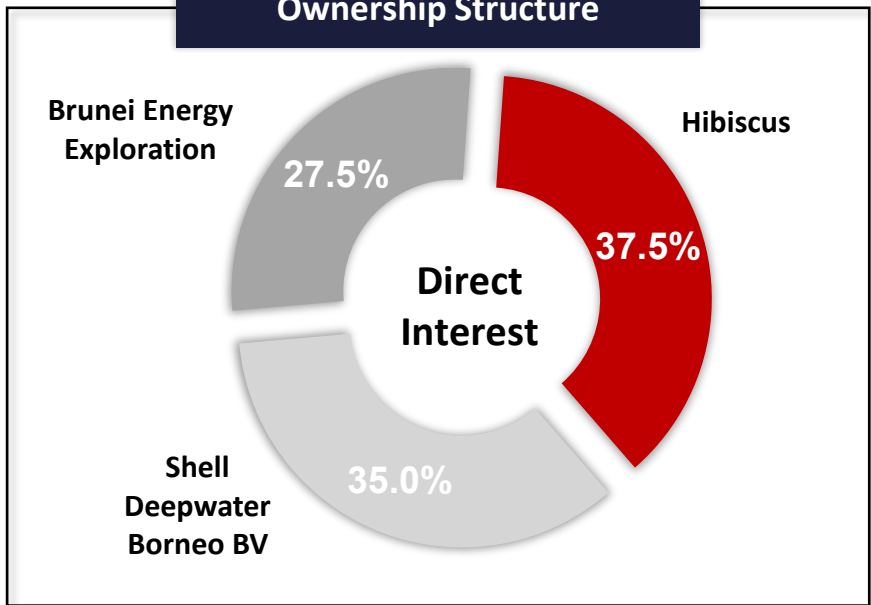
3.4 MMbbl
Net 2P Condensate Reserves

24.0 MMboe
Net 2P Gas Reserves

0.2 MMbbl
Net 2C Condensate Resources

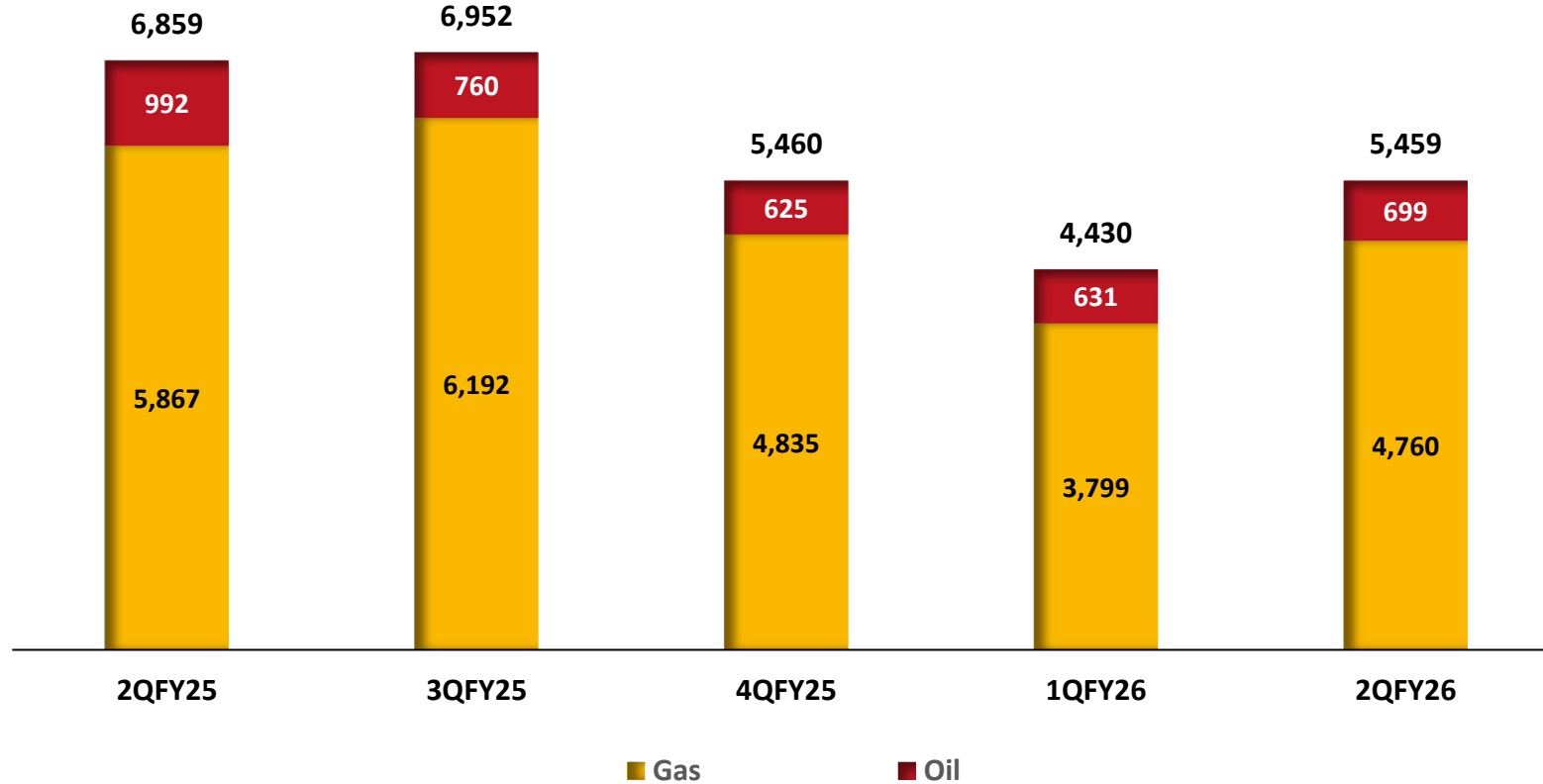
2.0 MMboe
Net 2C Gas Resources

Ownership Structure



North Sabah
Kinabalu
PM3 CAA
Vietnam
United Kingdom
Brunei Darussalam

Average Net Condensate and Gas Production Rate (boe/day)



Low Pressure Compression (LPC) Project

- HSE: Project achieved the 1-million manhour Lost Time Injury (LTI)-free milestone in July 2025
- Overall project progress at 96.06% as of end December
- Scheduled to be started up in Q2 CY2026

DELIVERING RESERVES, CONVERTING RESOURCES

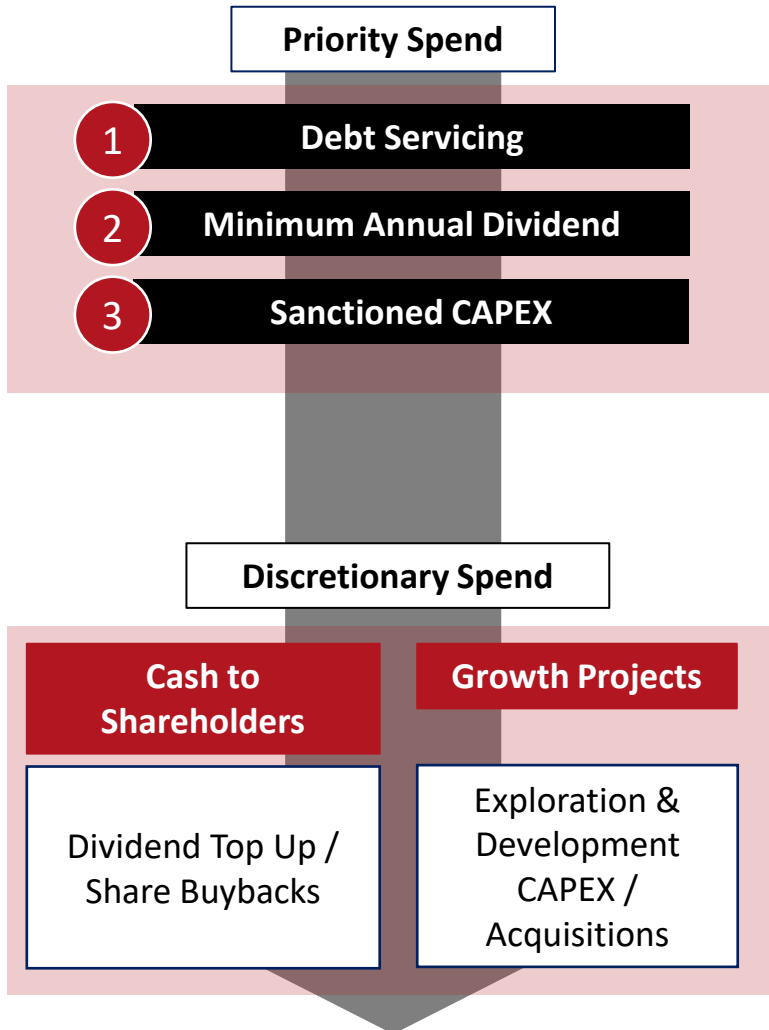
ASSETS	CAPEX (USD m)		KEY PROJECTS
	FY2026	FY2027	
Malaysia-Vietnam: PM3 CAA	34	48	Bunga Aster Appraisal Well (1) and Infill/Exploration Wells (3)
Malaysia: North Sabah	13	8	SF30 Waterflood Phase 2
Malaysia: Kinabalu	18	40	Redevelopment Project
Malaysia: PKNB	5	-	PKNB Development
Malaysia: PM327	3	10	Exploration Activities
Brunei: Block B MLJ	27	7	LP Compression Project and Well Intervention Activities
UK: Teal West	93	-	Teal West Development
UK: Anasuria	12	6	Anasuria FPSO Upgrade
TOTAL CAPEX	205	119	

Note: Figures are estimates and subject to changes/updates

CAPITAL ALLOCATION FRAMEWORK

Selective and disciplined deployment

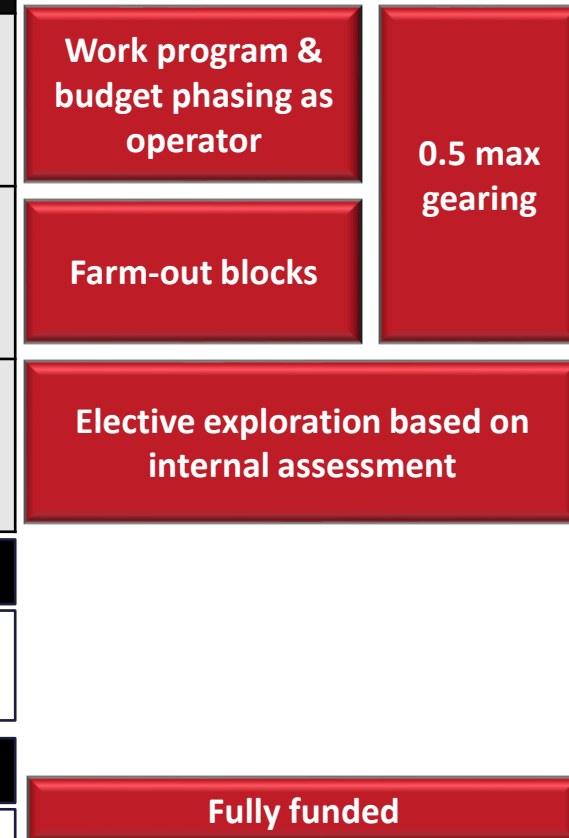
CASHFLOW WATERFALL



KEY PRINCIPLES

Investment Criteria		
	Target Criteria	Funding
Production	IRR \geq 15% Payback \leq 5 years	Internal cash Debt/Prepayment
Development	IRR \geq 20% Payback \leq 7 years	Internal cash Debt/Prepayment Farm-out proceeds
Exploration	Strategic fit on a highly selective basis	Internal cash
Minimum Annual Dividend		
Target to maintain minimum at generally similar level as previous year (subject to oil price)		
Potential Acquisitions		
Value accretive, operatorship, production, upsides		

CONTROL LEVERS



PROFILES: BOARD OF DIRECTORS



Zainul Rahim bin Mohd Zain, *Non-Independent Non-Executive Chairman*

- Appointed to the Board in December 2010.
- Serves on the Board of Standard Chartered Saadiq Berhad.
- Previously Board member of Malaysian Dutch Business Council, UKM Holdings Sdn Bhd, Bank Pembangunan Malaysia Berhad, Petronas Carigali Sdn Bhd, RedT Energy Plc, Cenergi SEA Berhad and was Deputy Chairman of Shell Malaysia, Chairman of Shell companies in Egypt, and Managing Director of Shell Egypt N.V.
- BEng, majoring in Mechanical Engineering, from the University of Western Australia.



Dato' Dr Kenneth Gerard Pereira, *Managing Director*

- Founder of Hibiscus, appointed to the Board in September 2010.
- 37 years' experience in the oil and gas industry, both in the services and exploration and production sectors.
- Serves on the Board of all of Hibiscus Petroleum's subsidiaries, and other various private companies.
- Initiated the oil and gas services business of Sapura Group under Sapura Energy Sdn Bhd.
- BSc (Hons) in Engineering from the University of Bath; MBA from Cranfield University; and DBA from the University of South Australia.



Dato' Sri Roushan Arumugam, *Non-Independent Non-Executive Director*

- Appointed to the Board in July 2011. Chairman of the Remuneration Committee.
- 26 years of experience in the financial services industry.
- Serves on the Boards of South Pickenham Estate Company Limited and Sri Inderajaya Holdings Sdn Bhd, amongst other private companies.
- Previously an Investment Banker at Nomura Advisory Services Malaysia and Deutsche Bank, London.
- MA in English Language and Literature from St. Catherine's College, Oxford University; MA in Law from the University of Bristol, United Kingdom; and MBA from Imperial College Business School, Imperial College, United Kingdom.



Thomas Michael Taylor, *Senior Independent Non-Executive Director*

- Appointed to the Board in August 2016. Chairman of Audit and Risk Management Committee.
- 41 years of oil and gas industry experience.
- Joined Shell In 1984 until his retirement in 2012. Held various posts and directorships in several Shell Group companies including Finance Director of Shell Malaysia from 2004-2009 and Finance Director of Brunei Shell Petroleum from 2009-2012.
- MA in Engineering from the University of Cambridge.
- Member of the Chartered Institute of Management Accountants.



Dato' Dr Zaha Rina Zahari, *Independent Non-Executive Director*

- Appointed to the Board in September 2017.
- More than 36 years of experience in financial (including Islamic), commodities and securities industry and the developing of the Malaysian Financial Market, M&A in insurance and Takaful companies.
- Serves as Board Chair for Manulife Investment Management (M) Berhad, Pacific & Orient Berhad, and Pacific & Orient Insurance Co Berhad. Also serves on the Boards of IGB Berhad, Keck Seng (Malaysia) Berhad, Mizuho Bank (Malaysia) Berhad, Pacific & Orient Properties Limited, and Kuala Lumpur Business Club, among others.
- Licensed by Securities Commissions of Malaysia for corporate advisory services and Member, Appeals Committee of Bursa Malaysia Berhad .
- Previously served as Board Chair, Manulife Holdings Berhad; Board Member of Hong Leong Industries Berhad, Zurich Insurance Malaysia Berhad, MIMB Investment Bank, EON Capital Berhad, EON Bank Berhad, MAA Takaful Berhad, Malaysian Assurance Alliance Berhad, MAA Holdings Berhad, and MAA International Assurance Ltd. Other previous appointments include CEO, RHB securities Bhd; COO, Kuala Lumpur Options and Financial Futures Exchange; and Head of Exchanges of KLSE, MESDAQ, MDEX and Labuan Offshore Financial Exchange.
- BA (Hons) in Accounting and Finance from Leeds UK; MBA from Hull University; DBA from Hull University on capital markets research, specialising in derivatives; and attended the Global Leadership Development Programme, International Centre Leadership in Finance (ICLIF).



Emeliana Dallan Rice-Oxley, *Independent Non-Executive Director*

- Appointed to the Board in October 2022.
- 38 years of experience in the oil and gas exploration and production industry.
- Serves on the Board of TGS ASA and Affin Bank Berhad.
- Previously Board Member of PGS ASA and held various posts/directorships in several PETRONAS Group companies including VP of Exploration, Upstream, PETRONAS among others. Advisory Board Member of Heriot-Watt University Malaysia's Business and Women's Global Leadership Conference in Houston.
- Internationally recognised and has won the 2019 Asia Pacific Female Executive of the Year Award from the Asia Pacific Energy Assembly; was included on the 2020 Global Influencers 275 List by the Women's Energy Council; and received the Distinguished Achievements Award, from the Offshore Technology Conference Asia 2022.
- BSc in Geology from the University of South Carolina; Professional Certification in Decision Quality and Risk Management from Stanford University; and attended the Advanced Management Programme, Harvard Business School.



Zaidah Binti Ibrahim, *Independent Non-Executive Director*

- Appointed to the Board in January 2023.
- 34 years of experience in the oil and gas industry. Has extensive leadership and diverse exposure to ExxonMobil global businesses in North America, Europe, West Africa, Middle East, Asia Pacific.
- Served numerous technical and managerial roles in Canada, United States of America, Australia, and Malaysia.
- Previously served as Director, Imperial Oil Resources and Production Manager, Imperial Upstream, Imperial Oil Limited, Calgary, Canada.
- BEng (First Class Honours) in Electrical & Electronics Engineering from the University of Wales; attended the Global Leader Forum, Executive Education of Columbia University; and New Leader Program, Executive Education of Thunderbird School of Global Management.

PROFILES: KEY MANAGEMENT



Yip Chee Yeong, Chief Financial Officer

- Joined Hibiscus in November 2013; previously VP Finance & Group Controller in Hibiscus.
- Over 31 years of accounting and finance experience in various industries, namely oil and gas, manufacturing, technology, services, risk consulting, audit and taxation.
- Previously the CFO at Microsoft Malaysia; responsible for company-wide financial management and was a key member of the senior management team.
- Fellow Member of the Association of Chartered Certified Accountants, United Kingdom and Member of the Malaysian Institute of Accountants, Malaysia.
- BA (Hons) in Accounting and Finance from Middlesex University and attended Yale Global Executive Leadership Programme, Yale School of Management



Dr Pascal Hos, Country Head, Malaysia & Vietnam

- Joined Hibiscus in February 2011 as Head of Petroleum Engineering and a Co-Founder. Appointed CEO of SEA Hibiscus Sdn Bhd in September 2017, followed by SVP of New Ventures in March 2021 prior to commencing current role.
- Over 25 years' experience in general management, field development, reservoir engineering, production technology and rock mechanics in major local and foreign companies.
- Previously worked at Schlumberger Sugar Land Technology Center, NASA Johnson Space Center, Shell International EP and Sarawak Shell Berhad.
- BSc in Mechanical Engineering and PhD in Mechanical Engineering from Rice University.



Joyce Vasudevan, SVP Corporate Finance

- Joined Hibiscus in January 2011 as Co-Founder and CFO.
- Over 34 years' experience in audit, corporate finance, finance, business planning, operations planning, debt and equity fund raising, investor relations, media relations and strategy development.
- Previously worked at SapuraCrest Petroleum Berhad (now part of Sapura Energy Group) as Head of the Strategic & Operations Planning Unit of the COO's Office. Also worked at Carlsberg Brewery Malaysia Berhad, Malaysian International Merchant Bankers Berhad and RHB Sakura Merchant Bankers Berhad.
- Bachelor of Economics, majoring in Accounting from LaTrobe University, Melbourne; and Member of the Australian Society of Certified Practising Accountants.



Deepak Thakur, CFA, SVP Economics and Business Planning

- Joined Hibiscus in March 2012.
- Over 18 years' experience in the oil and gas industry with a career dedicated to developing financial models and cashflows, performing valuation, debt funding, mergers and acquisitions (M&A), corporate planning, corporate strategy, financial due diligence and petroleum engineering.
- Previously worked at Essar Group - Business Leadership Programme (BLP), Morgan Stanley and Prize Petroleum Ltd in India on multiple oil and gas opportunities based in Southeast Asia, the United Kingdom, Australia, Africa and India.
- Chartered Financial Analyst (CFA), CFA Institute, United States of America; MBA (Major in Finance) from the Indian Institute of Management (IIM); B. Tech in Petroleum Engineering from the Indian Institute of Technology (IIT); and attended the Advanced Management Program (AMP), Harvard Business School.



Lai Wai Peng, SVP International Assets

- Joined Hibiscus in March 2023.
- Over 24 years' experience in the oil and gas industry with proven track record of establishing, creating value and monetising successful operated upstream oil and gas company.
- Worked in diverse roles across Commercial, M&A, Corporate Finance, Strategy & Planning, Business Development and Head of Business Unit in Malaysia, United Kingdom and Australia.
- Spent her career working in Accenture, Shell UK, Woodside Energy and Ping Petroleum.
- BSc in Chemical Engineering from National University Malaysia; and attended Advanced Management Program, Harvard Business School.



Chong Chee Seong, VP Strategic Ventures

- Joined Hibiscus in December 2017 as COO of SEA Hibiscus Sdn Bhd and appointed CEO in March 2021 prior to assuming current role in January 2024.
- Over 24 years' experience in the oil and gas industry, involving surface / subsurface engineering and business development, including design, fabrication, HUC, operations, production planning, petroleum economics and business process management.
- Started career in ExxonMobil, and later joined Newfield Malaysia, which was acquired by Sapura Energy in 2013.
- Master in Mechanical Engineering (MEng) and MA in Engineering from the University of Cambridge.



Mohammed Farroukh Abdul Aziz, Country Chair, Brunei and VP, Institutional Relations

- Joined Hibiscus in January 2023.
- Over 27 years' experience in the oil and gas industry, involving general management, strategic planning, asset management, development & production operations, financial performance management, risk & HSSE management, procurement and stakeholder management.
- Previously worked at ExxonMobil, PETRONAS Carigali, Murphy Oil and SapuraOMV Malaysia.
- Recent roles in Hibiscus were as the COO for SEA Hibiscus Sdn Bhd managing and supporting business activities in exploration, development, and production operations of the North Sabah fields and as the Head of Contracts & Procurement for Hibiscus Malaysia managing all contracting activities for Malaysia operations.
- MSc International Management from Kings College, University of London UK; and BEng (Hons) in Engineering (Mechanical) from the University of Warwick.



Justin Chow, Group General Counsel

- Joined Hibiscus in December 2025.
- Over 20 years' experience in the oil & gas industry, with deep expertise in regulatory compliance, complex litigation, high-value contract negotiations, and strategic legal advisory to executive leadership.
- Previously worked in ExxonMobil as its Group General Counsel and Chooi & Co as an advocate + solicitor.
- LLB(Hons) and Bachelor of Commerce (Economics & Finance) from Bond University, Australia.



Stewart McMickle, VP New Ventures

- Joined Hibiscus in March 2023.
- Over 34 years' experience in the oil and gas industry, involving upstream business analysis, LNG and gas marketing, business development and acquisition/divestment of oil and gas properties. Early career spent in project engineering and maintenance engineering assignments in oil refineries.
- Worked in diverse roles including Marketing Manager for RasGas in Qatar, Divestment Manager accountable for sale of late life producing properties onshore US and offshore Gulf of Mexico, Middle East Business Development Executive focused on UAE, Iraq and Oman and Project Executive for international divestment campaigns.
- Previously worked in Chevron, Mobil and ExxonMobil.
- BSc in Mechanical Engineering from Louisiana Tech University; and MBA (Finance) from Tulane University.

PROFILES: KEY MANAGEMENT



Syarifah Aliza Syed Azauddin, VP Corporate Governance and Sustainability Reporting

- Joined Hibiscus in September 2011; previously Senior General Manager, Corporate Finance, Secretarial and Regulatory Compliance prior to commencing current role.
- Over 29 years' experience in various areas of corporate finance, asset management, private equity, corporate strategy including Environmental, Social and Governance (ESG), corporate governance, audit and general management encompassing production of Annual Report (including Sustainability Report), investor relations management and risk identification and mitigation.
- Previously the Deputy Head, Alternative Investment Group at KFH Asset Management Sdn Bhd. Prior to that, worked with the International Business team of Kuwait Finance House (Malaysia) Berhad and Artisan Encipta (M) Sdn Bhd, the venture capital arm of MIMOS Berhad. Career commenced in the Commercial & Marketing and Internal Audit Departments of Renong Berhad Group.
- BA (Hons) in Accountancy and Finance from Lancaster University, UK; and MBA, International Islamic University, Malaysia.



Noor Ashiah Yang, VP Group Human Capital

- Joined Hibiscus in February 2023.
- Over 27 years' experience in various areas of human capital namely organisational development, talent management, reward and compensation, employee engagement/industrial relation, corporate governance and ESG.
- Previously worked at Velesto Energy Berhad as VP of HR and headed human capital functions for various oil & gas and energy companies including Bumi Armada, Sapura Crest, Petra Energy, Dialog, Eden Group and Renong Group.
- BA (Hons) in Economics from the Laurentienne University, Sudbury, Canada.



Dr Ambrose Gerard Corray, VP InfoTech and Digitalisation

- Joined Hibiscus in January 2019. Held several leadership roles in Hibiscus Petroleum since 2018 including Integration Manager for North Sabah acquisition from Shell and management roles in Human Capital, Corporate Services, Business Development and InfoTech and Digitalisation functions.
- Over 42 years oil and gas industry global experience. Previously worked in service companies such as Schlumberger, GE Oil & Gas; and oil companies as VP, E&P / COO, Interlink Petroleum; CEO, Loyz Energy (Catalist listed) and Director, Loyz Australia.
- Held various roles from field engineer through senior management, including Country Manager (Brunei), Training & Development Instructor (UK/US), Supply Chain Management (Asia, Middle East), Market Strategist and Geo-market Manager (Indonesia/Australia).
- Founder of Petrosearch Pte Ltd, a service provider in M&A, Capital Markets, Executive Placement, Project Management, Coaching, Training & Development.
- BSc (Hons) Mechanical Engineering from Kings College, London; MBA and DBA from the Southern Cross University, Australia.



Lily Ling, VP Corporate Development

- Joined Hibiscus in January 2020.
- Over 22 years of diversified experience in investment banking, corporate finance, investor relations, consulting, corporate communications, finance and audit.
- Previously worked at Sapura Energy Berhad, where she worked on corporate finance and investor relations and led the RM4 billion rights issue exercise in 2019. Prior to that in CIMB Investment Bank for 8 years as Director of Corporate Finance, involved in the structuring, planning and execution of corporate finance transactions, covering mergers and acquisitions, debt and equity capital markets, including 2 major initial public offerings with combined transaction value of RM19.1 billion.
- Career commenced at Ernst & Young, leading the audit of companies in various industries.
- BA (Hons) in Accounting from the University of Hertfordshire, UK; and Fellow Member of the Association of Chartered Certified Accountants, UK.